

# Introduction to Inorganic Chemistry

Key ideas and their experimental basis

Peter G. Nelson

**bookboon**  
The eBook company

PETER G NELSON

---

# **INTRODUCTION TO INORGANIC CHEMISTRY**

## **KEY IDEAS AND THEIR EXPERIMENTAL BASIS**

Introduction To Inorganic Chemistry: Key ideas and their experimental basis

3<sup>rd</sup> edition

© 2018 Peter G Nelson & [bookboon.com](http://bookboon.com)

ISBN 978-87-403-1912-5

Peer review by Dr John R. Chipperfield, Reader in Chemistry, University of Hull


# CONTENTS

<b>1</b>	<b>Introduction</b>	<b>10</b>
	Chemistry	10
	Inorganic Chemistry	10
	This course	10
	Broader context	11
	Further reading	11
<b>2</b>	<b>The relative importance of different elements</b>	<b>12</b>
2.1	The relative abundance of different elements	12
2.2	The relative consumption of different elements	14
2.3	Elements sought after from very low-grade ores	14
	Further reading	15

## Free eBook on Learning & Development

By the Chief Learning Officer of McKinsey

**Download Now**



<b>3</b>	<b>Classification of elements into metals and nonmetals</b>	<b>16</b>
3.1	Types of element	16
3.2	Assignment of elements to classes	19
3.3	Volatilities of metals and nonmetals	20
3.4	Chemical properties of metals and nonmetals	20
<b>4</b>	<b>Binary compounds</b>	<b>22</b>
4.1	General classification of compounds	22
4.2	Limiting types of binary compound	22
4.3	Metallic compounds	22
4.4	Nonmetallic compounds	25
4.5	Salt-like compounds	26
4.6	Intermediate types of binary compound	29
	Further reading	30
<b>5</b>	<b>On the nature of the limiting types of binary compound</b>	<b>31</b>
5.1	Nonmetallic compounds	31
5.2	Salt-like compounds	38
5.3	Metallic compounds	40
5.4	Limiting types of chemical bond	43
	Further reading	46

<b>6</b>	<b>Types of formula</b>	<b>47</b>
6.1	Empirical formulae	47
6.2	Molecular formulae	47
6.3	Structural formulae	47
6.4	Geometrical formulae	50
<b>7</b>	<b>Classification of elements according to the electrochemical series</b>	<b>51</b>
7.1	Electrical and chemical series	51
7.2	The electrochemical series	55
7.3	Electronegativity	57
7.4	Polar numbers	59
7.5	Nomenclature of binary compounds	61
	Further reading	63
<b>8</b>	<b>Valency</b>	<b>64</b>
8.1	Ordinary valency	64
8.2	Electrovalency	66
8.3	Covalency	68
8.4	Applicability of the three kinds of valency (V, E, and C)	68
8.5	Extension	71
	Table: Principal valencies of some important elements	73

<b>9</b>	<b>Pseudo-binary compounds</b>	<b>75</b>
9.1	Introduction	75
9.2	On the nature of pseudo-binary compounds	77
9.3	Some important radicals	78
9.4	Nomenclature	79
<b>10</b>	<b>The Periodic Table</b>	<b>81</b>
10.1	The Periodic Law	81
10.2	Nomenclature	84
10.3	Use of the table	87
10.4	General features	87
10.5	A better form of table	89
	Further reading	90
<b>11</b>	<b>Interpretation of main-group valencies in terms of a simple model of main-group atoms</b>	<b>91</b>
11.1	Basic theory	91
11.2	Refinement of model in the light of the quantum theory of atoms	93
11.3	The dative bond	95
11.4	Isoelectronic principle	98
11.5	Transition elements	100
11.6	Shapes of molecules	100
	Further reading	101

<b>12</b>	<b>Compounds of higher order than two</b>	<b>102</b>
12.1	Limiting types	102
12.2	Metallic compounds	102
12.3	Nonmetallic and salt-like compounds	102
<b>13</b>	<b>Coordination compounds</b>	<b>106</b>
13.1	Basic theory	106
13.2	Terminology of coordination compounds	110
13.3	Nomenclature of coordination compounds	112
13.4	Bonding in coordination compounds	113
13.5	Nonclassical coordination compounds	118
	Further reading	119
<b>14</b>	<b>Loose compounds and solutions</b>	<b>120</b>
14.1	Solutions	120
14.2	Loose compounds	122
<b>15</b>	<b>Types of chemical reaction</b>	<b>126</b>
15.1	General types	126
15.2	Some special types of reaction	129
<b>16</b>	<b>Acids, bases, and salts</b>	<b>132</b>
16.1	Classical conception	132
16.2	Stoichiometric conception	136
16.3	Electrolytic conception	137
16.4	Equations for acid-base reactions	139
16.5	Further aspects	141
16.6	Lowry-Brønsted conception of acids and bases	143
16.7	Solvent-system conception of acids and bases	146
16.8	Other conceptions of acids and bases	147



<b>17</b>	<b>Oxidation and reduction</b>	<b>148</b>
17.1	Basic theory	148
17.2	Half equations	150
17.3	On the balancing of equations for redox reactions	153
<b>18</b>	<b>Further study</b>	<b>157</b>
	<b>Appendix 1 Hints and answers</b>	<b>158</b>
	A1.1 Answers to questions and exercises, Chapters 1–5	158
	A1.2 Hints for exercises, Section 5.2	161
	A1.3 Answers to questions and exercises, Chapters 6–9	162
	A1.4 Answers to questions and exercises, Chapters 10–12	166
	A1.5 Answers to questions and exercises, Chapters 13–18	168
	<b>Appendix 2 Pictures of structures</b>	<b>171</b>
	<b>Appendix 3</b>	<b>174</b>
	<b>Appendix 4</b>	<b>175</b>
	<b>Appendix 5</b>	<b>177</b>

# 1 Introduction

## Chemistry

Chemistry comprises two related but distinct activities:

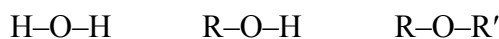
- (i) the quest for an understanding of matter and material change,
- (ii) the utilization of material change for human ends.

Ideally, the first activity provides the necessary know-how for the pursuit of the second, but in practice, the help it can give is only partial, and the second activity has to fall back on trial and error techniques in order to achieve its ends. This means that a good chemist is one who not only has a mastery of chemical theory, but also a good knowledge of chemical facts. With such a knowledge, he can direct a trial and error approach to practical problems in the most promising directions.

## Inorganic Chemistry

Organic chemistry is usually defined as the chemistry of compounds of carbon, inorganic chemistry being then the chemistry of all the other elements. This distinction is not a completely satisfactory one, however, since there are many compounds of carbon that are quite different from those studied by organic chemists (e.g. tungsten carbide, used for tipping cutting tools) and there are many compounds of other elements that are very similar to those studied under organic chemistry (e.g. the silicon analogues of the hydrocarbons). It is best, therefore, to think of inorganic chemistry as the chemistry of all the elements, with organic chemistry as being a more detailed study of certain important aspects of one of them - viz. the hydrocarbons and their derivatives.

Thinking of inorganic chemistry in this way brings together aspects of the chemistry of an element that would otherwise tend to become separated. For example, alcohols and ethers are usually dealt with under organic chemistry and are not thought of as being part of the chemistry of oxygen. Once they are, however, they can be set alongside the other compounds of oxygen, and a relationship immediately becomes apparent that might otherwise be lost, viz. that expressed by the formulae:



## This course

My aim in this course is to derive the key ideas of inorganic chemistry from chemical observations. I do this by following the reasoning of chemists who have developed these ideas.

Many instructors take a different approach. They start with the quantum theory of atoms and molecules, and deduce the key ideas from this. The quantum theory enables the energy of an atom or molecule to be calculated, and the average motion of the electrons in it. With the help of modern computers, it gives remarkably accurate results.

The quantum theory, however, is essentially a *physical* theory, developed to explain observations like the atomic spectrum of hydrogen. Chemical ideas do not emerge from it easily. The theory is also very mathematical. Most chemists have to accept the results of quantum-mechanical calculations on trust. My approach avoids these problems. While I bring in the quantum theory where it is helpful, my treatment is essentially *chemical*. This makes for an easier introduction to the subject, and leads, I believe, to a better understanding of the key ideas, and the chemical thinking behind them.

## Broader context

As defined above, chemistry is a very broad subject. It extends from the scientific study of substances (“pure” chemistry) to their manufacture and use (“applied” chemistry). It requires both mental effort and practical skill. It impacts on the world both intellectually and practically. When studying any particular part of chemistry, this broader context needs to be kept continually in mind.

## Acknowledgment

I am very grateful to my colleagues with whom I have discussed the material in this course over many years, especially Dr. David A. Johnson, the late Dr. John R. Chipperfield, and the late Dr. B. Michael Chadwick. John encouraged me to put the course on the internet and prepared the text for this. I dedicate the web version to his memory.

## Further reading

There are several textbooks of introductory inorganic chemistry. As these take a different approach from me, they are best read *after* this course, as a complement to it. However, I shall occasionally suggest that you look up something in a standard textbook, so it would be helpful if you had one to hand.

For a fuller discussion of the scope of chemistry, see my article:

“What is chemistry?”, *Education in Chemistry*, 1983, Vol. 20, pp. 122-125.

## 2 The relative importance of different elements

From an academic point of view, all elements might be said to be equally important. The chemistry of each has to be understood in detail if the chemistry of matter as a whole is to be understood in detail. From the point of view of the world at large, however, the relative importance of different elements varies widely, and some elements are little more than chemical curiosities. In a university course of inorganic chemistry, a balance has to be struck between a uniform treatment of all of the elements, and a greater concentration on the socially more important ones.

The question of which are the socially more important elements is to some extent a matter of opinion. A chemist working in the plastics industry would doubtless come up with a different list from one working in the metals industry, and someone working with agricultural chemicals would doubtless have different ideas from someone working on ceramics. Most people would agree, however, that among the most important elements are (i) the more abundant elements, (ii) elements that are consumed on a very large scale, and (iii) elements that are actively sought for despite very poor resources. Data on each of these categories are presented below.

### 2.1 The relative abundance of different elements

The figures below give the relative abundance of different elements in the atmosphere, the hydrosphere, the lithosphere, and the biosphere. The figures are necessarily approximate, and slightly different values may be found in other places. The percentages are percentages by mass - the percentage numbers of atoms would of course be different. All abundances over 0.1% have been included. The figures reveal that some 99% of the matter in the world around us is made up of as few as 14 elements. Note, however, that many of the remaining elements in the biosphere, despite their low concentration, are essential to its healthy continuance.

#### **Atmosphere**

Nitrogen	75.5%
Oxygen	23.0%
Argon	1.4%
Total	99.9%

**Hydrosphere**

Oxygen	85.8%
Hydrogen	10.7%
Chlorine	2.1%
Sodium	1.1%
Total	99.7%

**Lithosphere**

Oxygen	46.6%
Silicon	27.7%
Aluminum	8.1%
Iron	5.0%
Calcium	3.6%
Sodium	2.8%
Potassium	2.6%
Magnesium	2.1%
Titanium	0.4%
Total	98.9%

**Biosphere**

Oxygen	52.4%
Carbon	39.4%
Hydrogen	6.6%
Nitrogen	0.5%
Calcium	0.4%
Potassium	0.2%
Total	99.5%

## 2.2 The relative consumption of different elements

The figures below give the annual world consumption of different elements, as elements and compounds, in millions of tons. The figures vary from year to year and are necessarily approximate. Siliceous materials and limestone used for building purposes have been excluded, and a lower limit has been set at 0.1 million tons.

	<b>Millions of tons per year</b>
Carbon	1000-10000
Iron, sodium	100-1000
Calcium, nitrogen, oxygen, potassium, sulfur	10-100
Aluminium, barium, chlorine, chromium, copper, fluorine, hydrogen, lead, magnesium, manganese, phosphorus, zinc	1-10
Boron, nickel, tin, titanium, zirconium	0.1-1

Of the 25 elements in the table, 10 are very plentiful, and appear in the first three tables of the previous section (2.1). Of the remainder, the majority occur in relatively concentrated deposits, from which they or their compounds can be extracted fairly easily (e.g. hydrocarbons from petroleum). For copper, lead, zinc, nickel, and tin, demand is such that less concentrated deposits have to be worked, down to 0.5% in the case of copper and 0.2% in the case of tin (see below).

## 2.3 Elements sought after from very low-grade ores

The following table gives the minimum metal content that an ore must have before it can be mined and smelted economically with present-day technology. Values are given up to a limit of 0.5%, and may be compared with the value for iron of 25%.

Platinum	0.0003%
Gold	0.001%
Silver	0.01%
Uranium	0.2%
Mercury	0.2%
Tin	0.2%
Molybdenum	0.3%
Copper	0.5%

**Exercise**

Make sure you know what all the elements in the above list look like. If possible, look at samples yourself. (If you see a sample of uranium, this will be of the “depleted” element, with its most radioactive isotopes removed.)

**Questions**

- (1) Why are the metals listed in the last section so much sought after?
- (2) Are there any elements that you would reckon to be important that have not been included in the above discussion?

(For answers, see Appendix 1)

**Further reading**

For a fuller discussion of the relative importance of different elements, including other measures, see:

“Important elements”, *Journal of Chemical Education*, 1991, Vol. 68, pp. 732-737.



**YOU THINK.  
YOU CAN WORK  
AT RMB**

 **RAND  
MERCHANT  
BANK**  
A division of FirstRand Bank Limited  
Traditional values. Innovative ideas.

Rand Merchant Bank uses good business to create a better world, which is one of the reasons that the country's top talent chooses to work at RMB. For more information visit us at [www.rmb.co.za](http://www.rmb.co.za)

Thinking that can change your world

Rand Merchant Bank is an Authorised Financial Services Provider

## 3 Classification of elements into metals and nonmetals

### 3.1 Types of element

The classification of elements into metals and nonmetals, with the intermediate category of semimetal, is a fundamental one in inorganic chemistry.

*Metallic elements* are characterized by the following properties under ordinary conditions:

- (i) high lustre, high opacity over the visible spectrum;
- (ii) high electrical and thermal conductivity.

*Nonmetals* are characterized by:

- (i) no lustre, high transparency over the visible spectrum;
- (ii) low electrical and thermal conductivity.

*Semimetals* are characterized by:

- (i) high opacity over the visible spectrum, little or no lustre;
- (ii) intermediate electrical conductivity.

### Notes

(1) “High opacity over the visible spectrum” is a way of saying that the substance absorbs light strongly over the whole range of the visible spectrum, or at least over the whole range beyond the red. If it is not lustrous, therefore, the substance appears black to the eye, or very dark brown.

“High transparency over the visible spectrum” is a way of saying that the substance absorbs light weakly over the greater part of the visible spectrum, if not over all of it. If no light is absorbed, the substance appears colourless or white. (Colourless substances look white when finely divided because light is scattered from the many crystal faces. Similarly, coloured substances become paler on grinding.) If some light is absorbed, the substance appears coloured, the colour being the complementary one to the colour of the light that is absorbed.

The complementary colours to the main spectral colours (red, orange, yellow, green, blue, and violet) are obtained by writing the colours in order round a circle. Those appearing opposite each other are complementary.



**Question**

What is the colour of a substance that absorbs (a) in the violet, (b) in the violet and green?

(For answers, see Appendix 1)

(2) It is possible to be more quantitative about the distinction in electrical conductivity. Electrical conductivity ( $\kappa$ ) is defined as the reciprocal of the resistivity,  $\rho$ :

$$\kappa = 1/\rho$$

The resistivity is defined by the equation

$$R = \rho(l/A)$$

where  $R$  is the resistance of a uniform conductor,  $l$  is its length, and  $A$  is its cross sectional area. The SI unit of  $\rho$  is ohm meter ( $\Omega \text{ m}$ ) and its value is equal to the resistance that a meter cube of the substance offers to the passage of electricity from one parallel face to another. The SI unit of  $\kappa$  is thus  $\Omega^{-1} \text{ m}^{-1}$ .

On the basis of their ability to transmit an electric current, materials can be divided into four main classes:

*Ordinary conductors*, characterized by having conductivities greater than about  $10^5 \Omega^{-1} \text{ m}^{-1}$  at room temperature, which fall with increase of temperature.

*Semiconductors*, characterized by having conductivities between about  $10^{-7}$  and  $10^5 \Omega^{-1} \text{ m}^{-1}$  at room temperature, which rise with increase of temperature, and are highly sensitive to traces of impurity.

*Electrolytic conductors*, characterized by the chemical decomposition that takes place at the points at which a direct current enters and leaves the material. (The words “electrolysis”, “electrolyte”, “electrolytic”, come from the Greek *lyō*, loosen.)

*Insulators*, characterized by conductivities of less than about  $10^{-7} \Omega^{-1} \text{ m}^{-1}$  at room temperature, rising with increase in temperature.

In these terms, metals are conductors, semimetals are semiconductors, and nonmetals are insulators.

(3) It is necessary to specify “under ordinary conditions” because, under extreme conditions, the character of a substance can change profoundly. Thus:

- (i) gases at very low pressures become good conductors of electricity, as in a discharge tube at low pressure;
- (ii) metals at high temperatures vaporize, and lose their metallic properties completely (e.g. mercury boils at 357 °C to give a colourless vapour, which is a poor conductor of electricity at ordinary pressures);
- (iii) semimetals and nonmetals at very high pressures become metallic in character (e.g. at 150 atmospheres iodine becomes a very good conductor of electricity).

(4) A further characteristic of metals that is usually given is that, in the solid state, they are malleable (easily hammered into sheets) and ductile (easily drawn into wires). By contrast, nonmetals in the solid state are brittle and easily powdered. In practice, however, while the majority of elements that are metallic according to the above criteria are indeed malleable and ductile, there are a few that do not have this property, even when ultra-pure. (Slight traces of impurity can produce brittleness in metals. Thus, ordinary commercial tungsten is so brittle that it can only be worked with difficulty, whereas the ultra-pure metal can be cut with a hacksaw, turned, drawn, or extruded.) Since the exceptional elements include some whose metallicity has never been questioned - e.g. manganese, cobalt, and zinc - it seems better *not* to make malleability and ductility a characteristic of metals, but rather a property possessed by most of them.



Discover the truth at [www.deloitte.ca/careers](http://www.deloitte.ca/careers)

**Deloitte.**

© Deloitte & Touche LLP and affiliated entities.

Download free eBooks at [bookboon.com](http://bookboon.com)

Click on the ad to read more

Zinc is a particularly interesting case, because it is malleable at some temperatures and brittle at others. Thus, it is brittle at room temperature, but softens above 100 °C. At 205 °C, however, it becomes brittle again, and can then be powdered in a mortar.

## 3.2 Assignment of elements to classes

In most cases, this is straightforward.

The clear-cut nonmetals are: hydrogen, nitrogen, oxygen, fluorine, sulfur, chlorine, bromine, and the inert or noble gases (helium, neon, argon, krypton, xenon).

The clear-cut semimetals are boron, silicon, germanium, and tellurium.

The clear-cut metals constitute all of the remaining elements, with the exception of the problem cases discussed below.

### Problem cases

*Carbon.* Under ordinary conditions, carbon exists in two common forms, graphite and diamond, of which graphite is the more stable. Diamond is definitely nonmetallic, but graphite has properties on the borderline between a semimetal and a metal. Thus, it is a shiny, black solid, readily separated into flakes, with a metallic conductivity in the plane of the flakes, and a semimetallic conductivity perpendicular to the plane. Other forms include black, petrol-soluble “fullerenes”. When pure, these are insulators.

*Phosphorus.* This exists in a number of different forms: one white, several red, and several black. The white form can be made by condensing the vapour. It melts at 44 °C and boils at 280 °C. A red form is obtained when the white form is heated to just below its boiling point. A black form can be obtained by heating the white form under a very high pressure, or in the presence of a mercury catalyst. The yellow and red forms are insulators; the black forms are semiconductors. The most stable form under ordinary conditions is black; all forms, however, melt to a colourless liquid.

*Arsenic.* This can be obtained in several forms, ranging from a yellow one, which is similar to white phosphorus, to a grey one, which is a metal. The metallic form is the most stable under ordinary conditions; the yellow one is very unstable.

*Antimony.* This can also be obtained in several forms, ranging from yellow to metallic. The metallic form is again the most stable, with the yellow very unstable.

*Selenium.* This exists in three red forms, one black form, and one grey. The red and black forms are insulators; the grey is a semiconductor. The latter is the most stable.

*Iodine.* Iodine crystallizes in blackish-grey opaque scales, with an almost metallic lustre. In the plane of the scales, it has the conductivity of a semiconductor; perpendicular to the plane it is an insulator.

**Exercise**

If you were asked to place each of the problematic elements into one of three categories, metal, semimetal, and nonmetal, where would you place them? (In doing this exercise do not be surprised if you have difficulty in some cases, or if you come to different conclusions from other people. Many of the fundamental ideas of chemistry are not as exact as is often made out. We have to get used to rules that have exceptions, and classifications that produce border-line cases. This is of the character of chemistry, which in terms of exactitude of its theories, stands very much between physics on the one hand and biology on the other.)

(For answers, see Appendix 1)

### 3.3 Volatilities of metals and nonmetals

The volatility of a substance is the ease with which the substance is vaporized. It is conveniently measured by the temperature at which the substance boils or sublimates at atmospheric pressure.

A broad generalization concerning the relative volatilities of metals and nonmetals is the following:

Metals are generally involatile, i.e. they have boiling points in excess of 500 °C. Only mercury has a boiling point below 500 °C, this being at 357 °C. Most metals have their boiling point somewhere between 1000 °C and 4000 °C. The highest value is for tungsten, at 5660 °C.

Nonmetals vary from being very volatile to very involatile. All the definite nonmetals listed above have boiling points below 500 °C, and most are gases at room temperature. The least volatile is sulfur, boiling at 445 °C. If, however, we include carbon among the nonmetals, as surely we should, this lies at the opposite extreme of volatility, boiling at 4830 °C.

### 3.4 Chemical properties of metals and nonmetals

There are many chemical differences between metals and nonmetals. These will become apparent in the following chapters.

Some elements have very similar properties and are grouped into families. These include:

*Alkali metals:* Li, Na, K, Rb, Cs

*Alkaline earth metals:* (Mg,) Ca, Sr, Ba

*Halogens:* F, Cl, Br, I

*Inert or noble gases:* He, Ne, Ar, Kr, Xe

“Alkali” is an Arabic word meaning “the ash” (ash from plants contains sodium and potassium carbonates). “Halogen” means “producer-of (-gen) salt (Greek *hals*)”. Some chemists class magnesium as an alkaline earth metal as it is quite similar to calcium, often occurring with it in nature.

The gases He, Ne, Ar, Kr, and Xe were called “inert” when they were thought to be completely inactive. Their name was changed to “noble” after the xenon fluorides were discovered in 1962. This was because metals having a low activity (but nevertheless some activity) like gold and platinum are sometimes called “noble” as they are used for noble purposes. The change was inept. “Inert” need not imply complete inactivity, and “noble” is hardly apt (commoners breathe in these gases no less than nobles do!).

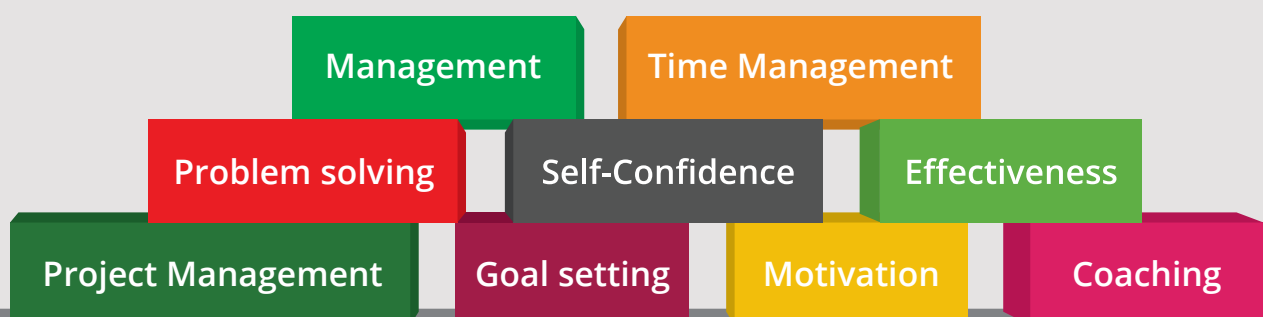
Other families will be discussed in a later chapter.

[bookboon.com](http://bookboon.com)

# Corporate eLibrary

See our Business Solutions for employee learning

Click here



Download free eBooks at [bookboon.com](http://bookboon.com)

Click on the ad to read more

## 4 Binary compounds

### 4.1 General classification of compounds

Compounds can be classified according to the number of different elements that they contain: binary (two), ternary (three), etc.

### 4.2 Limiting types of binary compound

Corresponding to the two limiting types of element, metal and nonmetal, there are three limiting types of binary compound:

- |                         |  |
|-------------------------|--|
| (i) <i>Metallic</i>     | These are formed principally by the combination of a metal with a metal, and have the characteristics of a metal.          |
| (ii) <i>Nonmetallic</i> | These are formed principally by the combination of a nonmetal with a nonmetal, and have the characteristics of a nonmetal. |
| (iii) <i>Salt-like</i>  | These are formed principally by the combination of a metal with a nonmetal, and constitute a new class of material.        |

### 4.3 Metallic compounds

These have the same characteristic properties as metallic elements.

An example is the compound  $\text{Mg}_2\text{Sn}$ . This is made by fusing together a mixture of magnesium and tin of the appropriate composition, and cooling the resulting melt. The product is homogeneous, as can be seen by cutting and polishing it, and examining the polished surface under a microscope. If more magnesium or tin is used than required by the formula  $\text{Mg}_2\text{Sn}$ , the product ceases to be homogeneous - crystals of  $\text{Mg}_2\text{Sn}$  can be seen embedded in a matrix of smaller crystals containing the excess of magnesium or tin. The compound  $\text{Mg}_2\text{Sn}$  is a bluish-white lustrous solid, having all the properties of a metal.

Metal-metal systems vary in character between the following extremes:

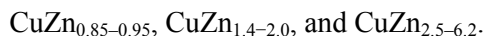
- (i) Those in which the two metals are able to form solid solutions with each other over the whole composition range from 100% of one to 100% of the other. An example of such a system is that between silver and gold.

- (ii) Those in which the two metals are completely immiscible with each other, even in the liquid state. An example of such a pair of metals is iron and lead.
- (iii) Those in which a number of compounds are formed. In the copper-zinc system, for example, there are three (see below).

Metallic compounds fall into one of two categories of compound:

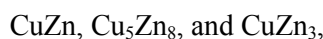
- (i) *Stoichiometric compounds*. These are compounds that obey the law of constant composition to very high accuracy, e.g.  $\text{CH}_4$ ,  $\text{NaCl}$ , and  $\text{Mg}_2\text{Sn}$ . They are also called “definite” compounds or “Daltonides”. [The word “stoichiometric” comes from “stoicheiometry”, the name given to the measurement of the proportions of elements in compounds (Greek *stoicheion*, element, *metron*, measure).]
- (ii) *Non-stoichiometric compounds*. These have a variable composition within certain limits. They are also called “indefinite” compounds or “Berthollides” (after the French chemist Claude Berthollet, 1748-1822, who disputed the law of constant composition).

Examples of non-stoichiometric compounds are provided by the copper-zinc system. The three compounds referred to above have the following compositions at 300 °C:

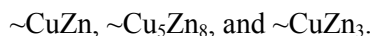


The same compositions are obtained at room temperature if the solids are cooled fairly quickly. The first compound, however, is metastable at room temperature, and when cooled very slowly, decomposes at about 250 °C into a mixture of the second compound and  $\text{CuZn}_{0-0.5}$ , a solid solution of zinc in copper (brass).

The formulae of compounds of this type are normally written either in the way I have done, or in terms of some kind of idealized formula, using a *circa* (“round about”) sign  $\sim$ . The choice of idealized formula is based upon structural or theoretical considerations, and is not without arbitrariness. In the case of copper-zinc compounds, the idealized formulae are



and the compounds are written



Notice that the first of these ( $\text{CuZn}$ ) lies outside the composition range of the actual compound.



While metallic compounds are generally formed by the combination of a metal with a metal, they can sometimes be formed in the combination of a metal with a nonmetal. This occurs in circumstances where the influence of the metal can predominate over the influence of the nonmetal, namely (i) when the ratio of metal atoms to nonmetal atoms is relatively high, (ii) when the nonmetallic character of the nonmetal is relatively weak, or (iii) when both circumstances pertain.

An example of a compound of this type is silver subfluoride,  $\text{Ag}_2\text{F}$ , made by leaving metallic silver in contact with the normal fluoride,  $\text{AgF}$ , in the dark. It forms small crystals with a bronze reflex, and is a good conductor of electricity.

Other examples of compounds of this type are the suboxides of rubidium and caesium, made by fusing the normal oxides,  $\text{Rb}_2\text{O}$  and  $\text{Cs}_2\text{O}$ , with the parent metals. These are lustrous and have good electrical conductivities, diminishing with increase of temperature. There are several for each metal, examples being  $\text{Rb}_9\text{O}_2$ , which is copper coloured, and  $\text{Cs}_7\text{O}$ , which is bronze.



The advertisement features a large central image of a smiling teacher leaning over a laptop to assist two young students, a boy and a girl. To the right, there are two smaller circular inset images: one showing three children looking at a tablet together, and another showing two children working on laptops. The background is a vibrant yellow with orange and white abstract swirls. In the top left corner is the 'e-learning for kids' logo, which consists of a colorful grid of squares. In the bottom right, a green oval contains a list of achievements. At the bottom, a text block provides information about the foundation, and a green button with a hand cursor icon encourages visitors to click for more information.

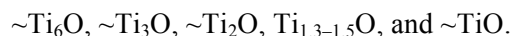
**e-learning for kids**

- The number 1 MOOC for Primary Education
- Free Digital Learning for Children 5-12
- 15 Million Children Reached

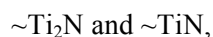
**About e-Learning for Kids** Established in 2004, e-Learning for Kids is a global nonprofit foundation dedicated to fun and free learning on the Internet for children ages 5 - 12 with courses in math, science, language arts, computers, health and environmental skills. Since 2005, more than 15 million children in over 190 countries have benefitted from eLessons provided by EFK! An all-volunteer staff consists of education and e-learning experts and business professionals from around the world committed to making difference. eLearning for Kids is actively seeking funding, volunteers, sponsors and courseware developers; get involved! For more information, please visit [www.e-learningforkids.org](http://www.e-learningforkids.org).



Another set of examples is provided by the lower oxides of titanium, made by heating titanium dioxide with the metal. These are lustrous and good conductors of electricity. They are non-stoichiometric, their formulae being



To these may be added the nitrides of titanium,



which are also metallic in character.

## 4.4 Nonmetallic compounds

These have the characteristic properties of nonmetals. Like the latter, they vary from being very volatile to very involatile. They are almost always stoichiometric; only in the case of certain polymers does variable composition arise.

Examples of volatile nonmetallic compounds are very familiar: methane, ammonia, water. Examples of involatile compounds are silicon carbide ( $\text{SiC}$ ) and silica ( $\text{SiO}_2$ ). The former is manufactured by heating silica with graphite and is sold under the name carborundum. The commercial product is black, but when pure it is colourless. It melts at about  $2700^\circ\text{C}$ . Pure silica also forms colourless crystals, melting to a colourless liquid at about  $1600^\circ\text{C}$  and boiling at about  $2400^\circ\text{C}$ . Both compounds are insulators. Conductivity measurements have also been made on liquid silica, in which state it remains a poor conductor (cf. salt-like compounds).

### Exercise

Make a list of the principal binary compounds formed between each of the following pairs of elements, and alongside each compound write down its appearance and volatility:

- (i) oxygen and hydrogen
- (ii) carbon and oxygen
- (iii) nitrogen and hydrogen
- (iv) phosphorus and oxygen
- (v) sulfur and hydrogen
- (vi) sulfur and oxygen
- (vii) sulfur and chlorine
- (viii) sulfur and fluorine

(Use a suitable textbook.)

(For answers, see Appendix 1)

Nonmetallic compounds are generally formed by the combination of a nonmetal with a nonmetal, but combinations of a metal and a nonmetal can also be nonmetallic if the influence of the nonmetal predominates. This occurs (i) when the ratio of metal atoms to nonmetal atoms is relatively low, (ii) when the metallic character of the metal is relatively weak, or (iii) when both circumstances pertain.

Good examples of nonmetallic compounds of metals are provided by the highest oxides of chromium and manganese. These have the formulae  $\text{CrO}_3$  and  $\text{Mn}_2\text{O}_7$ , and are similar to the highest oxides of sulfur and chlorine,  $\text{SO}_3$  and  $\text{Cl}_2\text{O}_7$ . Thus,  $\text{CrO}_3$  is a red solid melting at  $196^\circ\text{C}$ , and  $\text{Mn}_2\text{O}_7$  is a dark red oil. Further, electrical measurements on  $\text{CrO}_3$  show this to be an insulator in both the solid and liquid state (cf. next section). Both compounds decompose below their boiling point,  $\text{Mn}_2\text{O}_7$  explosively.

## 4.5 Salt-like compounds

These represent a new class, characterized by the following properties:

- (i) no lustre, high transparency over the visible spectrum,
- (ii) either (a) low electrical conductivity in the solid state, but high conductivity in the molten state and in aqueous solution, conduction being of the electrolytic type, or (b) high electrolytic conductivity in both the solid and the liquid state.

They are brittle in the solid state, and generally have low volatilities.

### Examples

An example of a compound of this type is of course salt itself (i.e. “common salt”, sodium chloride). This forms colourless, brittle crystals, which melt to a colourless liquid at  $801^\circ\text{C}$ , and boil to a colourless vapour at  $1413^\circ\text{C}$ . In the solid, it has the electrical conductivity of an insulator, but the liquid has a conductivity of about  $10^2 \Omega^{-1}\text{m}^{-1}$ . When a direct current is passed through the melt, chlorine gas is evolved at the positive electrode (the anode) and metallic sodium is formed at the negative electrode (the cathode). This process is used industrially for the preparation of sodium, except that the temperature is lowered by the addition of another salt, e.g. calcium chloride, which depresses the freezing point of the sodium chloride.

Sodium chloride also conducts electricity when dissolved in water. Strong solutions have a similar conductivity to the melt. A direct current again leads to chemical change at the electrodes, only this time hydrogen is produced at the cathode. This is to be expected, since sodium reacts with water to give hydrogen.

Compounds that are good electrolytic conductors in the solid state are relatively rare. One example is silver iodide above about  $150^\circ\text{C}$ .

## Notes

(1) The amounts of substance produced during electrolysis are given by Faraday's laws. These may be stated as follows:

*First law.* The amount of chemical change produced by a current is proportional to the quantity of electricity passed.

*Second law.* The quantity of electricity required to split up 1 mole of NaCl is the same as that required to split up 1 mole of KCl, or 1 mole of NaF, or  $\frac{1}{2}$  mole of  $\text{MgCl}_2$ , or  $\frac{1}{3}$  mole of  $\text{AlF}_3$ , etc. This quantity is called the Faraday constant,  $F$ , and has the value 96500 coulombs per mole ( $\text{C mol}^{-1}$ ).

(2) Substances that give conducting solutions in water, but are themselves poor conductors in the liquid state, are not to be reckoned salt-like, but nonmetallic. For example, hydrogen chloride or hydrochloric acid gas, made by treating sodium chloride with concentrated sulfuric acid, dissolves in water to give a conducting solution. The gas itself, however, condenses at  $-85^\circ\text{C}$  to a colourless liquid that is a very poor conductor of electricity. Hydrogen chloride is thus classed as a nonmetallic compound, and the electrical behaviour of its solution in water attributed to some change that takes place on dissolution. Evidence for such a change can be found in the high heat of solution of hydrogen chloride, as compared with that for sodium chloride:

	$\Delta H$
$\text{HCl(g)}$	$-74 \text{ kJ mol}^{-1}$
$\text{NaCl(c)}$	$+4 \text{ kJ mol}^{-1}$

(These values are for the dissolution of one mole in one hundred moles of water.)

(3) It is not easy to distinguish between a non-conducting salt-like compound and a nonmetallic compound. The only characteristic difference between them is in the conductivity of the melt, which can only be obtained at a high temperature. The following short cuts, however, can be used fairly safely:

- (i) If the compound is soluble in water with a small heat of solution, and the solution conducts electricity, it is almost certainly salt-like.
- (ii) If the compound is composed of similar elements to those of another compound whose character is known, and it has the elements in the same proportions, it probably belongs to the same class.

As an example of (ii), consider sodium oxide,  $\text{Na}_2\text{O}$ , and potassium oxide,  $\text{K}_2\text{O}$ . Since lithium oxide,  $\text{Li}_2\text{O}$ , is known to be a good electrolytic conductor in the liquid state, analogy suggests that  $\text{Na}_2\text{O}$  and  $\text{K}_2\text{O}$  should also be good electrolytic conductors in the liquid state, and therefore also salt-like.

(4) Some metal-nonmetal pairs form a single compound (e.g. sodium and chlorine); others form more than one compound. For example:

- Sodium combines with a limited amount of oxygen to form sodium oxide ( $\text{Na}_2\text{O}$ ) and with excess to form sodium peroxide ( $\text{Na}_2\text{O}_2$ ). The latter reacts with water to give hydrogen peroxide ( $\text{H}_2\text{O}_2$ ).
- Iron combines with chlorine to form iron dichloride ( $\text{FeCl}_2$ ) and iron trichloride ( $\text{FeCl}_3$ ), and with oxygen to form the oxides  $\sim\text{FeO}$ ,  $\text{Fe}_3\text{O}_4$ , and  $\text{Fe}_2\text{O}_3$ .
- Chromium and manganese form several compounds with oxygen, the main ones being  $\text{Cr}_2\text{O}_3$ ,  $\text{CrO}_2$ , and  $\text{CrO}_3$ , and  $\text{MnO}$ ,  $\text{Mn}_3\text{O}_4$ ,  $\text{Mn}_2\text{O}_3$ ,  $\text{MnO}_2$ , and  $\text{Mn}_2\text{O}_7$ . The highest of these were discussed above.

**Exercise**

List the compounds formed between the following pairs of elements:

- (i) calcium and chlorine
- (ii) aluminium and chlorine
- (iii) copper and chlorine
- (iv) calcium and oxygen
- (v) aluminium and oxygen
- (vi) iron and oxygen
- (vii) copper and oxygen

(For answers, see Appendix 1)



**Brain power**

By 2020, wind could provide one-tenth of our planet's electricity needs. Already today, SKF's innovative know-how is crucial to running a large proportion of the world's wind turbines.

Up to 25 % of the generating costs relate to maintenance. These can be reduced dramatically thanks to our systems for on-line condition monitoring and automatic lubrication. We help make it more economical to create cleaner, cheaper energy out of thin air.

By sharing our experience, expertise, and creativity, industries can boost performance beyond expectations. Therefore we need the best employees who can meet this challenge!

**The Power of Knowledge Engineering**

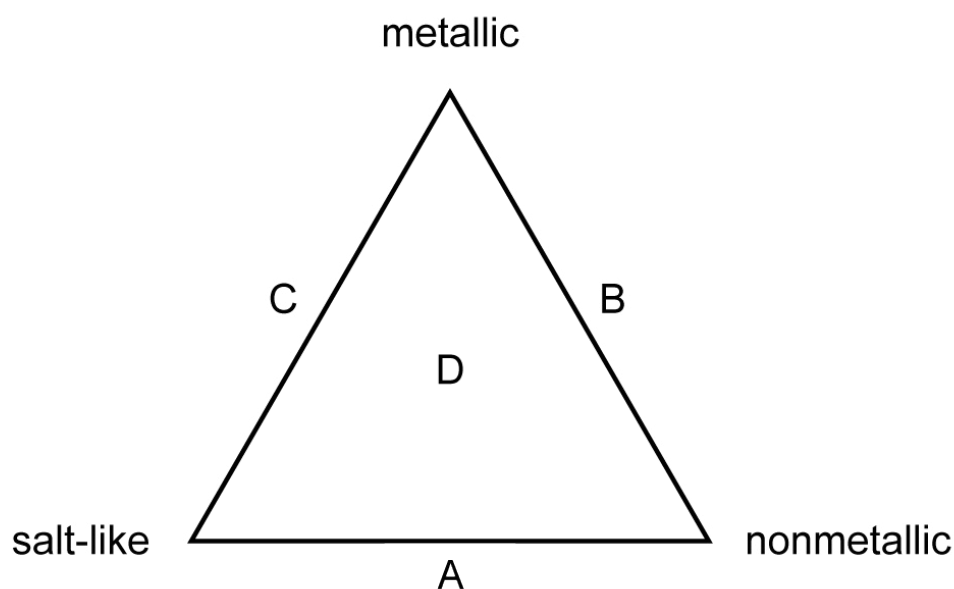
Plug into The Power of Knowledge Engineering.  
Visit us at [www.skf.com/knowledge](http://www.skf.com/knowledge)

**SKF**

## 4.6 Intermediate types of binary compound

The three types of binary compound that we have been considering are what we have called “limiting types”. In other words they represent extremes, and most binary compounds fall somewhere in between these extremes.

As can be seen from the following diagram, there are four intermediate types, corresponding to the one intermediate type between metallic and nonmetallic elements:



The properties of the intermediate types can be inferred from the properties of the limiting types.

Thus:

*Type A:* High transparency, no lustre, weak electrolytic conductivity in fused state.

*Type B:* High opacity, possibly some lustre, semiconducting in solid and liquid.

*Type C:* High opacity, possibly some lustre, both electrolytically conducting and semiconducting (i.e. with a direct current, chemical decomposition takes place, but less than the amount required by Faraday's laws).

*Type D:* Like C, but conductances weaker.

In practice, determining the degree of salt-like character is difficult, since it requires accurate electrochemical measurements at high temperatures on melts.

## Names

Type	Chemical name	Electrical name
Metallic	Metal	Conductor
Nonmetallic	Nonmetal	Insulator
Salt-like	*	Electrolyte
Type A	*	Semi-electrolyte
Type B	Semimetal†	Semiconductor
Type C	*	Mixed conductor
Type D	*	Mixed conductor

\* No general name.

† Restricted to good semiconductors.

## Examples

*Type A:* Beryllium chloride,  $\text{BeCl}_2$ , and zinc chloride,  $\text{ZnCl}_2$ . These are colourless, and in the fused state, they conduct electricity electrolytically. Their conductivities are only a fraction, however, of those of fused  $\text{MgCl}_2$  and  $\text{CaCl}_2$  (about  $0.5 \Omega^{-1} \text{ m}^{-1}$ , as compared with about  $100 \Omega^{-1} \text{ m}^{-1}$ ).

*Type B:* Iron monoxide,  $\sim\text{FeO}$ . This is black, and has a conductivity at room temperature of  $2 \times 10^3 \Omega^{-1} \text{ m}^{-1}$ . Electrolytic conduction in the melt is negligible.

*Type C/D:* Dicopper sulfide,  $\sim\text{Cu}_2\text{S}$ . This is also black. At room temperature, it is a semiconductor, with a conductivity of  $3 \Omega^{-1} \text{ m}^{-1}$ . At higher temperatures, the conductivity rises, and electrolytic conduction makes a contribution, reaching about 85% at  $400^\circ\text{C}$ .

## Further reading

“Classifying substances by electrical character”, *Journal of Chemical Education*, 1994, Vol. 71, pp. 24-26.

“Quantifying electrical character”, *Journal of Chemical Education*, 1997, Vol. 74, pp. 1084-1086.

“Quantifying molecular character”, *Journal of Chemical Education*, 2000, Vol. 77, pp. 245-248.

## 5 On the nature of the limiting types of binary compound

In this chapter, I shall discuss the limiting types of binary compound. I shall do this on the assumption that matter is composed of atoms, but without any reference to the structure of the atom as we now understand it. This something that I shall bring in later.

### 5.1 Nonmetallic compounds

#### 5.1.1 Volatile

The nature of compounds of this type can be arrived at by the following kind of argument:

- (i) Gases are readily compressed, whereas liquids and solids are not. This suggests that, in gases, atoms are joined together in relatively small clusters, which are dispersed throughout the volume occupied by the gas.
- (ii) Gases exert a pressure on the surface of a container. This suggests that the clusters of atoms are in continual, random motion, their bombardment of the walls creating the pressure we observe.

With us you can  
shape the future.  
Every single day.

For more information go to:  
[www.eon-career.com](http://www.eon-career.com)

Your energy shapes the future.

**e-on**

- (iii) If the temperature of a gas is lowered at constant volume, its pressure drops (according approximately to the gas law,  $P_1V_1/T_1 = P_2V_2/T_2$ ). This suggests that the lowering of the temperature has the effect of slowing down the motion of the clusters.
- (iv) If the temperature of a gas is lowered far enough, the gas liquefies. If is cooled further, it solidifies. This suggests that there are forces between the clusters that are capable of holding the clusters together once their motion has been slowed down.
- (v) The distinction between volatile and involatile substances must therefore lie in the relative strengths of the forces between the clusters. In the case of volatile substances, the forces must be relatively weak.
- (vi) This conclusion is supported by the following observations:

- (a) The latent heats of vaporization of volatile substances are relatively low. For example:

	$\Delta H$
Methane	10 kJ per mole of $\text{CH}_4$
Chlorine	20 kJ per mole of $\text{Cl}_2$
Salt	170 kJ per mole of $\text{NaCl}$
Iron	350 kJ per mole of $\text{Fe}$

(The values of  $\Delta H$  are for the vaporization of the liquid at the boiling point.)

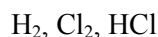
- (b) Coloured volatile substances generally have the same colour in the liquid and the solid as they have in the gas, suggesting that the interactions between the clusters in the condensed state is relatively slight. For example, chlorine retains its yellow colour in the liquid and the solid: by contrast, sodium is purple in the vapour and becomes metallic in the condensed state.
- (c) Structure determinations show that, for volatile substances, the clusters that are present in the gaseous state are still present in the solid state, with relatively long distances between them. For example, electron diffraction of gaseous chlorine reveals the presence of diatomic clusters with an interatomic distance of  $2.0 \text{ \AA}$ , while X-ray diffraction of solid chlorine reveals the presence of the same clusters, packed together in an orderly way, with the chlorine-chlorine distances *between* the clusters of  $3.3 \text{ \AA}$  at their shortest.
- (vii) The presence of clusters in a volatile liquid, held together but moving about, is supported by the phenomenon of Brownian motion. When pollen grains are suspended in water and viewed with a microscope, they are seen to be undergoing a continual jerky motion, as if they are continually being bombarded by the clusters that make up the water.



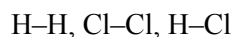
In the above discussion “cluster” has been used to keep the argument fresh, and to avoid anticipating the conclusion. We can now substitute the technical word “molecule”, from the Latin *molecula*, meaning “a little mass”. The weak forces between molecules are called van der Waals’ forces, after the Dutch physicist who invoked them to explain the deviation of real gases from the behaviour predicted by the gas laws.

### On the constitution of molecules

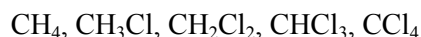
The formulae of the following molecules



can be accounted for by supposing that hydrogen and chlorine atoms are capable of uniting with one other atom, almost as if each atom had a single hook on it, and could engage the hook of another atom to form a single connection (“bond”) between them:



Similarly, the formulae of the following molecules

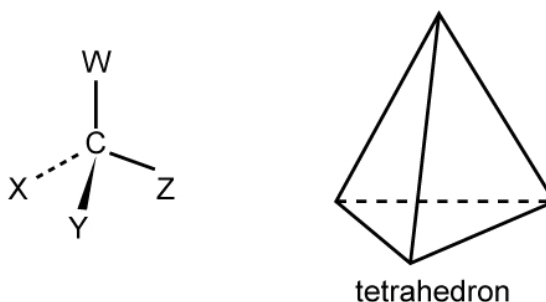


suggest that the carbon atom is capable of forming four such bonds:



The formulae of a great many compounds can be rationalized in this kind of way, as is done routinely in organic chemistry. The number of bonds formed by an atom is called its valency. This is discussed further in Chapter 8.

There is a good deal of evidence that the bonds around an atom are in definite directions in space. Thus, for example, compounds made up of molecules of the type  $\text{Cwxyz}$ , where  $w$ ,  $x$ ,  $y$ , and  $z$  are different atoms or groups of atoms, can be resolved into optically active isomers, familiar from organic chemistry. These are isomers whose crystals are the mirror image of each other, and which rotate plane polarized light in opposite directions. Formation of such isomers would not be possible if the molecules were planar (there would be only one isomer), but is consistent with their being tetrahedral in shape:



The molecule shown now differs from its mirror image [draw this and show that it is different]. This arrangement of four atoms around a carbon atom has been confirmed by numerous electron diffraction studies of carbon compounds in the gas phase and X-ray diffraction of carbon compounds in the solid state.

### 5.1.2 Involatile nonmetallic compounds

Some nonmetallic compounds are involatile because their molecules are very large (e.g. higher paraffins). Although the van der Waals interactions between atoms in different molecules are small (they are the same as the interactions between atoms of small molecules), there are so many atoms that the total interaction between molecules is large. Compounds of this type nevertheless dissolve in volatile solvents (e.g. higher paraffins in lower ones), because each molecule can interact with as many solvent molecules as it can get round it. These interactions add up to overcome the large interaction between molecules of the compound. Very large molecules are called “macromolecules”.



© 2013 Accenture. All rights reserved.

be > your degree

Bring your talent and passion to a global organization at the forefront of business, technology and innovation. Discover how great you can be.


Visit [accenture.com/bookboon](http://accenture.com/bookboon)

**Be greater than.**  
consulting | technology | outsourcing

**accenture**  
High performance. Delivered.

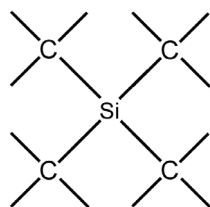
Other involatile nonmetallic compounds are different in being insoluble in volatile solvents (e.g. diamond, silicon carbide, and silica). The nature of these compounds can be inferred as follows:

- (i) From the above discussion of volatile compounds, the molecules of these compounds in the vapour phase must interact very strongly in the liquid and solid phases.
- (ii) In many volatile compounds, carbon atoms are known to bond to four other atoms in directions defined by a tetrahedron (see above). Now if carbon atoms were to bond to each other in this kind of way, instead of a small molecule being produced, a continuous three-dimensional network would be formed, each atom being held in the network by very strong bonds - the same kind of bonds that hold the atoms of each molecule together in volatile compounds. In two dimensions this may be drawn:

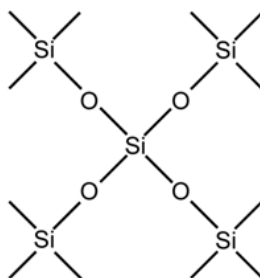


Such a structure would satisfy (i) and suggests itself for diamond.

- (iii) A determination of the structure of diamond by X-ray crystallography shows that it indeed has this structure, with carbon-carbon bond lengths of 1.54 Å, as compared with 1.53 Å in C<sub>2</sub>H<sub>6</sub>. (For a picture, see Appendix 2.)
- (iv) In a similar way, we can “guess” the structures of silicon carbide and silica. Silicon also forms volatile compounds in which the silicon atom is surrounded by a tetrahedron of other atoms (e.g. simple molecules like SiH<sub>4</sub> and SiCl<sub>4</sub>, and resolvable ones of the type Siwxyz). Silicon carbide could thus have a similar structure to that of diamond:



Further, since oxygen forms compounds in which its atom has two neighbours, silica could have a structure of the diamond type, only with an oxygen atom between every pair of silicon atoms:



That silicon carbide and silica indeed have structures of this kind has been shown by X-ray crystallography. (Both compounds are polymorphic, but in each case, the different forms have the same arrangement of nearest neighbours, and differ only in the relative orientation of more distant neighbours.)

Compounds of this type thus consist of giant assemblies of atoms tightly held together. Such assemblies of atoms are called “frameworks” and such compounds “nonmolecular”.

Liquefaction of compounds of this type involves the breaking of some of the bonds, for only in this way can atoms move positions. Clearly, however, the system will resist whole-scale breaking of bonds, and fluidity will rely on a process whereby the breaking of one bond is compensated for by the remaking of another bond somewhere else. Consequently, the fluidity of such compounds in the liquid state is low: that is, their viscosity is high.

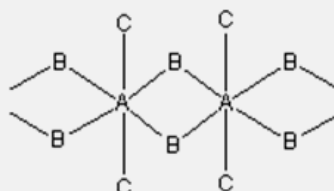
Vaporization of compounds of this type does require a break-up of the network of bonds, and the vapour effectively consists of fragments of the solid. In the case of diamond, these are  $C_2$  molecules; for silica, they are  $SiO_2$  molecules. Silicon carbide decomposes.

## Note

It is important to be able to work out the overall composition of a compound from diagrams of the kind given in the discussion above. This can be done by picking out the central atom in the diagram, counting the number of nearest neighbours to it ( $x$ ), and then working out the share that the central atom has of these neighbours. This is done by counting the number of other atoms of the same type that the central atom has to share each neighbour with ( $y$ ), from which the share the central atom has of each neighbour is  $1/y$ . The composition is then  $AB_z$ , where A represents the central atom, B its neighbour, and  $z = x/y$ . The method can readily be extended to cases where there is more than one kind of neighbour.

**Exercise**

- (i) Verify the compositions of silicon carbide and silica from the above diagrams.
- (ii) Work out the composition of a compound having the following structure:



(For answers, see Appendix 1)

"I studied  
English for 16  
years but...  
...I finally  
learned to  
speak it in just  
six lessons"

Jane, Chinese architect

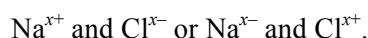
ENGLISH OUT THERE

Click to hear me talking  
before and after my  
unique course download

## 5.2 Salt-like compounds

These are composed of ions. The evidence for this is relatively simple:

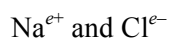
- (i) A solution of salt in water conducts electricity: a solution of sugar does not. Something must be carrying the charge.
- (ii) In dilute solution, the elevation of the boiling point of water or the depression of the freezing point is approximately twice as great for a certain number of moles of salt as it is for the same number of moles of sugar. Thus, instead of behaving like a solution containing NaCl molecules, it behaves as if twice as many particles are present. Between them these particles must be the carriers of the charge, and since salt itself is neutral, they must be either



- (iii) When an electric current is passed through molten salt, chlorine is formed where a conventional current enters the melt (the positive electrode or anode) and sodium where it leaves (the negative electrode or cathode). The sodium particles must therefore be  $\text{Na}^{x+}$  because they release conventional (positive) electricity to the wire leading from the cathode. The chloride particles must accordingly be  $\text{Cl}^{x-}$ . Faraday called  $\text{Na}^{x+}$  and  $\text{Cl}^{x-}$  “ions” from the Greek *ion* meaning “goer”, “cations” being goers to the cathode and “anions” to the anode.
- (iv) The value of  $x$  can be found by dividing the quantity of electricity required to deposit one mole of sodium, or produce the equivalent amount of hydrogen ( $\frac{1}{2}$  mol of  $\text{H}_2$ ),  $F$ , by the Avogadro constant,  $L$ :

$$x = F/L$$

This value was called the “electron” before the particle that bears this name was discovered. If we give it the symbol  $e$ , the sodium and chloride ions can be written



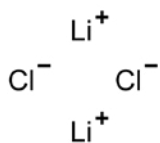
However, the  $e$  is always dropped, the charge ( $q$ ) being replaced by the “charge number”,  $z = q/e$ . The electron itself is written  $e^-$ , and its positive counterpart, the positron,  $e^+$ .

- (v) The idea that salt contains ions is further supported by the structure of the solid, as determined by X-ray diffraction. Instead of there being discrete molecules in the solid as there are in the case of chlorine, each sodium atom is surrounded by chlorine atoms, and each chlorine atom by sodium atoms, just as one would expect if they were oppositely charged ions. (For a picture, see Appendix 2.)

- (vi) Further support is provided by calculations of the energy of the solid based upon the idea that it is made up of fairly hard charged spheres. Good agreement with experiment is obtained. (Details are given in some textbooks.)
- (vii) Mass spectrometric analysis of sodium chloride vapour shows that, at temperatures a little above the boiling point, the vapour contains  $\text{NaCl}$ ,  $\text{Na}_2\text{Cl}_2$ , and  $\text{Na}_3\text{Cl}_3$  molecules, the proportion of  $\text{Na}_2\text{Cl}_2$  and  $\text{Na}_3\text{Cl}_3$  decreasing with increase of temperature. For  $\text{NaCl}$ , spectroscopic measurements give the sodium-chlorine distance ( $r$ ) as  $2.36 \text{ \AA}$  and the dipole moment ( $\mu$ ) as  $3.00 \times 10^{-29}$  coulomb meter. If  $\mu$  is conceived of as arising from a positive and negative charge of magnitude  $xe$  a distance  $r$  apart, we can write

$$\mu = xer$$

From this and  $e = 1.60 \times 10^{-19}$  coulomb, we obtain  $x = 0.8$ . This corresponds to a charge distribution of  $\text{Na}^{0.8+}\text{Cl}^{0.8-}$ , which is reasonably close to that expected for an ion pair,  $\text{Na}^+\text{Cl}^-$ . Further, electron diffraction studies of  $\text{Li}_2\text{Cl}_2$ , which is formed in higher concentrations than  $\text{Na}_2\text{Cl}_2$ , indicate that it has the rhombus-shaped structure that we would expect it were made up of ions:



The picture of sodium chloride that we arrive at is as follows:

- (i) In the solid, the compound is made up of ions, held together in a giant assembly by the attraction of opposite charges, each cation being immediately surrounded by anions, and each anion by cations.
- (ii) In the liquid, the ions have enough kinetic energy to move about. Even so, the arrangement of the ions at any instant differs little from that in the solid, each cation being surrounded by a majority of anions and vice versa.
- (iii) In the vapour, there are molecules, the molecules being small aggregates of ions. These readily condense into the liquid and solid since the electrostatic energy of the system is significantly higher when each ion has several neighbours of opposite charge than when it has a few.
- (iv) At very high temperatures, the molecules dissociate into atoms, as when sodium chloride is introduced into a flame.

**Exercise**

- (i) Obtain an expression for the electrostatic energy of a  $\text{Na}^+\text{Cl}^-$  molecule in terms of the cation-anion distance,  $r$ .  
(Hint: see Appendix 1)
- (ii) From this obtain an expression for the electrostatic energy that one mole of  $\text{Na}^+$  and  $\text{Cl}^-$  ions would have if they were all in the form of widely separated  $\text{Na}^+\text{Cl}^-$  molecules.  
(Hint: see Appendix 1)
- (iii) Repeat (i) and (ii) for  $(\text{Na}^+\text{Cl}^-)_2$  molecules, assuming that they are square.  
(Hint: see Appendix 1)
- (iv) Compare your results with the corresponding expression for the solid,

$$E = -1.748Le^2/4\pi\epsilon_0r$$

(This is derived in some textbooks.)

- (v) Evaluate the electrostatic energy in the three cases using  $Le^2/4\pi\epsilon_0 = 1389 \text{ kJ } \text{\AA} \text{ mol}^{-1}$  and the observed values of  $r$ :

$\text{NaCl(g)}$	2.36 $\text{\AA}$
$\text{Na}_2\text{Cl}_2(\text{g})$	2.5 $\text{\AA}$ (estimated)
$\text{NaCl(c)}$	2.81 $\text{\AA}$

(For answers, see Appendix 1)

## 5.3 Metallic compounds

The nature of these is more difficult to determine. However, we can get so far along the following line:

- (i) Metals conduct electricity without electrolysis taking place. The carriers of electricity cannot therefore be ions. They must either be some kind of charged entity that can travel through a conductor without affecting it or else a component of the atoms making up the conductor, which, by a process of successive displacement from one atom to another, can effectively be transferred from one end of the conductor to the other.



- (ii) When an electric current is passed through a tube of gas at low pressure, rays can be seen to emerge from the negative electrode (the cathode). These rays are drawn towards a plate carrying a positive charge, and must therefore be carrying negative charge. They are likewise deflected by a magnet. From measurements of these deflections, the ratio of the charge to the mass can be determined for the particles making up the rays, and this is found to be the same, irrespective of the particular gas in the tube or the particular metal forming the cathode. This suggests that the particles are a common constituent of matter, and that they not only carry electricity through the gas, but also through the metal that supplies the electricity to the gas, the particles streaming without change from one into the other.
- (iii) Measurement of the charge on these particles gives a value identical in magnitude with the charge on the sodium ion worked out above, viz.  $F/L$ . This gives us our terminology for the particle ("electron") and mode of conduction ("electronic"): it also gives us something else. It suggests that metal atoms may be thought of as being composed of metal ions and electrons, sodium atoms being  $\text{Na}^+$  with one electron, magnesium atoms  $\text{Mg}^{2+}$  with two, and so on.



DUKE  
THE FUQUA  
SCHOOL  
OF BUSINESS

BUSINESS HAPPENS

[www.fuqua.duke.edu/globalmba](http://www.fuqua.duke.edu/globalmba)

Learn More >

HERE.

The advertisement features a world map background. On the right, a circular collage of six diverse business professionals is shown. A central white circle within this collage contains the word "HERE." in bold black letters.

- (iv) A simple model of a metal, therefore, is that of a collection of metal ions, held together by the appropriate number of electrons situated between them, the electrons being readily made to move by supplying further electrons at one point of the metal and taking electrons away at another. In the solid, the electrons hold the ions together in a rigid assembly: in the liquid, the ions are free to move.
- (v) The constitutional formulae of metals can thus be written in the same way as the constitutional formulae of salts. The latter are properly written as exemplified by  $(\text{Na}^+\text{Cl}^-)_n$ , with  $n$  a very large number ( $\sim 10^{22}$  for a 1 g crystal), but this is usually abbreviated to  $\text{Na}^+\text{Cl}^-$ , that is, to one unit of the complete assembly (cf. Chap. 6). In an analogous way, metallic sodium can be written  $\text{Na}^+\text{e}^-$ , metallic magnesium  $\text{Mg}^{2+}(\text{e}^-)_2$ , etc. A metallic compound like  $\text{Cs}_7\text{O}$  may similarly be written  $(\text{Cs}^+)_7(\text{e}^-)_5\text{O}^{2-}$ .
- (vi) Support for these formulations is provided by the latent heats of vaporization of metals:

	$\Delta H$
Sodium, $\text{Na}^+\text{e}^-$	90 kJ mole <sup>-1</sup>
Magnesium, $\text{Mg}^{2+}(\text{e}^-)_2$	130 kJ mole <sup>-1</sup>
Aluminium, $\text{Al}^{3+}(\text{e}^-)_3$	290 kJ mole <sup>-1</sup>

These values are for the vaporization of the liquid at the boiling point into gaseous atoms. It can be seen that the strength of binding increases as the number of opposite charges increases.

The vapours of metals are, as we have seen, quite different from the solids and liquids. In general, metals vaporize into a mixture of atoms and diatomic molecules, the proportion of the latter diminishing with increase of temperature. Thus, sodium metal just above the boiling point contains about 99% of sodium atoms and 1% of  $\text{Na}_2$  molecules. On vaporization of a metal, therefore, the individual ions or pairs of ions become separated from each other, carrying their electrons with them. The mechanism for the conduction of electricity accordingly breaks down, and metallic properties disappear.

### Exercise

Write down a constitutional formula for the compound  $\text{Na}_2\text{K}$ . How do you think the strength of binding in this will compare with that in metallic sodium or potassium?

(For answers, see Appendix 1)

## 5.4 Limiting types of chemical bond

Corresponding to the three limiting types of binary compound there are three limiting types of chemical bond. These are named as follows:

Type of binary compound	Type of chemical bonding	
	<i>Original name</i>	<i>Modern name</i>
Metallic	Metallic	Metallic
Nonmetallic	Nonpolar	Covalent
Salt-like	Polar	Ionic

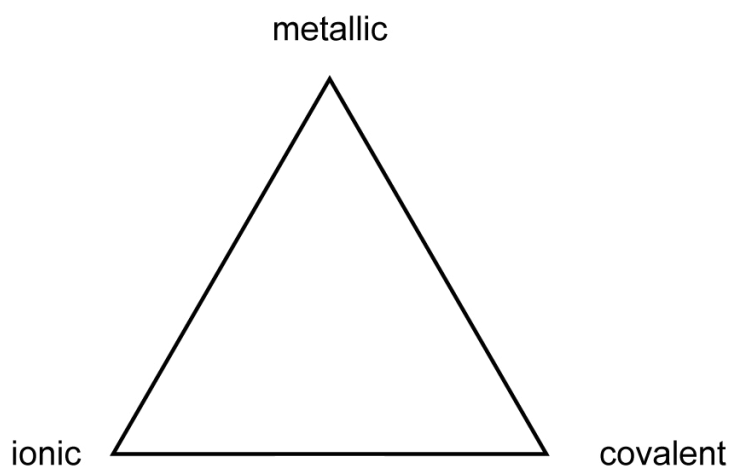
The character of these may be inferred from the nature of metallic, nonmetallic, and salt-like compounds.

*Ionic bonding* involves the transfer of electrons from metal atoms to nonmetal atoms and the binding together of the ions produced by the attraction of opposite charges.

*Metallic bonding* involves the binding together of metal ions by electrons instead of anions.

*Covalent bonding* involves some other kind of interaction between atoms, with neither the electrical polarization that is involved in ionic bonding nor the mobility of electrons that is possible with metallic bonding.

Between these limiting types are bonds of intermediate character, corresponding to the intermediate types of binary compound:



Positions of bonds on this diagram may be expected to correlate approximately with the positions of compounds on the diagram given in Chapter 4. More precise assignments require further discussion.

## Degree of ionic character ("ionicity")

To determine the degree of ionic character ( $i$ ) of a bond, we need to measure the charges on the atoms. This is in general difficult. Indeed, according to the quantum theory, this is something that cannot be done precisely even in principle.

However, we saw earlier that the charges on the atoms in a diatomic molecule ( $AB$ ) can be approximately determined from its dipole moment ( $\mu$ ). If there is transfer of charge from atom A to atom B to give  $A^{x+}B^{x-}$ , the value of  $x$  is approximately given by

$$\mu = xer$$

where  $r$  is the internuclear distance. The value is approximate because there may be displacement of charge *within* the atoms contributing to  $\mu$ .

In the table below, values of  $x$  are given for hydrogen halide molecules, as calculated from  $\mu$  and  $r$ . These give the values of  $i$  shown in the last column.

Our tools are designed to experience pressures up to

# 35 Kpsi

That's 2,380 times atmospheric pressure, or **458 elephants** standing on a soccer ball.

**Who are we?**  
We are the world's leading provider of reservoir characterization, drilling, production, and processing technologies to the oil and gas industry.

**Who are we looking for?**  
We offer countless opportunities in the following domains:

- Operations
- Research, Engineering, and Manufacturing
- Geoscience and Poretechnical
- Commercial and Business

We're looking for high-energy, self-motivated graduates with vision and integrity to join our team.

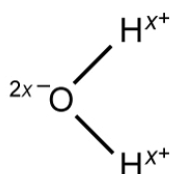
What will you be?

careers.slb.com

**Schlumberger**

	$r/\text{\AA}$	$\mu/10^{-30} \text{ C m}$	$x$	$i$
HF	0.917	6.07	0.41	41%
HCl	1.275	3.60	0.18	18%
HBr	1.410	2.74	0.12	12%
HI	1.600	1.47	0.06	6%

This method can be extended to other molecules. For example, to the same approximation, the charge distribution in the water molecule can be pictured as follows:



The dipole moment associated with each bond is then  $xer$ , where  $r$  is the O–H distance, and the dipole moment associated with the whole molecule is given by

$$\mu = 2xer \cos \frac{1}{2}\theta$$

where  $\theta$  is the H–O–H angle. From the observed values of  $r$  (0.957 Å),  $\theta$  (104.5°), and  $\mu$  ( $6.17 \times 10^{-30} \text{ C m}$ ),  $x$  is calculated to be 0.33. The charge distribution is thus  $\text{O}^{0.66-}(\text{H}^{0.33+})_2$ , and the ionic character of each bond 33%. The considerable polarity explains many of the unusual properties of water.

This method rests on the assumption that there is little displacement of charge within the atoms concerned. Quantum-mechanical calculations support this assumption for the above molecules, giving similar values of  $x$ :

$$\text{HF} \sim 0.5 \quad \text{HCl} \sim 0.2 \quad \text{HBr} \sim 0.1 \quad \text{HI} \sim 0.05 \quad \text{H}_2\text{O} \sim 0.4$$

However, the assumption does not hold for all molecules.

For bonds in solids, assessing the degree of ionic character is more difficult. That this can vary, however, is clear enough. For example, cadmium chloride ( $\text{CdCl}_2$ ) has a less ionic kind of structure than sodium chloride. In the latter, as we have seen, cations are surrounded by anions and anions by cations. In  $\text{CdCl}_2$ , however, while the cations are surrounded by anions (I will still call them ions), the anions only have cations on one side, to give a layer structure (for structure see Appendix 2). Mercury dichloride ( $\text{HgCl}_2$ ) has an even more covalent type of structure, in which there are discrete, linear  $\text{HgCl}_2$  units, similar to the molecules in the vapour.

### Degree of metallic character ("metallicity")

The degree of metallic character of a bond in a binary compound is best measured by the electrical conductivity of the compound. Strictly speaking, the property is not of an isolated bond (as in  $\text{Na}_2$ ) but of bonds in concert.

### Further reading

"To be a molecule, or not to be?" *Education in Chemistry*, 1996, Vol. 33, pp. 129-130.

## Join American online LIGS University!

Interactive Online programs  
BBA, MBA, MSc, DBA and PhD

### Special Christmas offer:

- ▶ enroll **by December 18th, 2014**
- ▶ **start studying and paying only in 2015**
- ▶ **save up to \$ 1,200** on the tuition!
- ▶ Interactive Online education
- ▶ visit [ligsuniversity.com](http://ligsuniversity.com) to find out more!

Note: LIGS University is not accredited by any nationally recognized accrediting agency listed by the US Secretary of Education. More info [here](#).



## 6 Types of formula

### 6.1 Empirical formulae

The empirical formula of a compound is the simplest possible formula indicating the relative numbers of different atoms in it. The formula is determined from the composition of the compound.

Examples: ethane,  $\text{CH}_3$  salt,  $\text{NaCl}$

### 6.2 Molecular formulae

The molecular formula of a compound indicates the total numbers of different atoms in a molecule of it. For molecular compounds, the molecular formula is determined from the empirical formula and the molecular mass of the compound. For nonmolecular compounds, it is set at the empirical formula multiplied by infinity, representing a very large number (Chap. 5).

Examples:  $\text{C}_2\text{H}_6$   $(\text{NaCl})_\infty$

In practice, a mixture of empirical and molecular formulae are used -  $\text{NaCl}$  alongside  $\text{C}_2\text{H}_6$ . Even hybrid formulae are used, e.g.  $\text{Na}_2\text{O}_2$  (as this compound contains  $\text{O}_2^{2-}$  ions). Ideally, the different formulae should be distinguished, e.g. with brackets:

$(\text{NaCl})$   $[\text{C}_2\text{H}_6]$   $(\text{Na}_2[\text{O}_2])$

In practice, we have to be able to tell one from the other.

### 6.3 Structural formulae

The structural formula of a compound indicates the way in which the atoms are united in the molecule. There are two main types: (i) constitutional formulae, (ii) descriptive formulae.

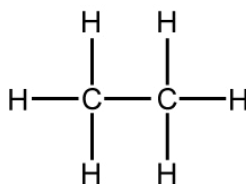
#### (i) Constitutional formulae

(a) *Covalent compounds: bond formulae*

These are determined from the valencies of the atoms (Chap. 8) and such structural information as is required.



Example:



(b) *Ionic compounds: ion formulae*

These are determined from the charges on the ions.

Example:  $\text{Na}^+\text{Cl}^-$

**ie business school**

**#1 EUROPEAN BUSINESS SCHOOL**  
FINANCIAL TIMES 2013

**#gobeyond**

**MASTER IN MANAGEMENT**

**Because achieving your dreams is your greatest challenge.** IE Business School's Master in Management taught in English, Spanish or bilingually, trains young high performance professionals at the beginning of their career through an innovative and stimulating program that will help them reach their full potential.

- Choose your area of specialization.
- Customize your master through the different options offered.
- Global Immersion Weeks in locations such as Rio de Janeiro, Shanghai or San Francisco.

***Because you change, we change with you.***

www.ie.edu/master-management | mim.admissions@ie.edu | f t in YouTube

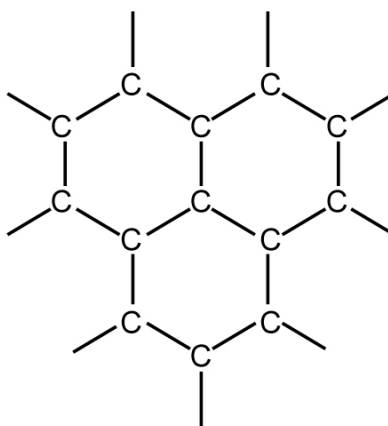


## (ii) Descriptive formulae

These do not attempt to give any indication of the bonding.

(a) *Single stroke formulae*

These are formulae in which bonded atoms are connected up with a single stroke, with no indication of bond number or polarity. They are usually used for compounds in which the bonds have an intermediate bond number or polarity (Chaps. 7 and 8). An example is the following representation of one layer of graphite:



This kind of representation is also used in referring to bond distances in a compound, as in the statement “the C–C bond length in graphite is 1.42 Å”. Care needs to be taken not to confuse formulae of this kind with bond formulae [(i)(a) above].

(b) *Descriptive formulae of crystals*

If the crystal structure of a nonmolecular compound is known, the arrangement of atoms can be represented in the form  $[AB_{x/y}]_{\infty}$ , or more generally  $[AB_{x/y}B'_{x'/y'}\dots]_{\infty}$ , where  $x$  is the number of nearest neighbours B to A, and  $y$  is the number of nearest neighbours A to B -  $1/y$  being the share atom A has of each neighbouring atom B (Chap. 5).

Example:  $[\text{NaCl}_{6/6}]_{\infty}$

This indicates that, in crystalline sodium chloride (for a picture, see Appendix 2), each sodium atom (ion) is surrounded by six chlorine atoms (ions), each of which is shared between six sodium atoms (ions), giving an empirical formula NaCl. Crystallographers call the number of nearest neighbours the “coordination number”.

**Exercise**

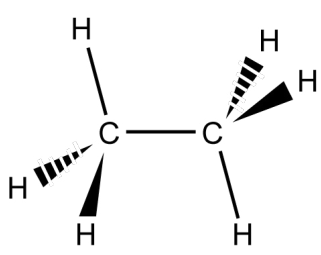
Write a structural formula of the kind just described for (i) silicon carbide, (ii) silica (see Chap. 5).

(For answers, see Appendix 1)

## 6.4 Geometrical formulae

The geometrical formula of a compound represents the geometrical arrangement of the atoms in the molecule. It is determined from the structure of the compound. To represent the geometry properly really requires a three-dimensional model, but we have to try to do this in two dimensions.

Example:



## SMS from your computer

...Sync'd with your Android phone & number

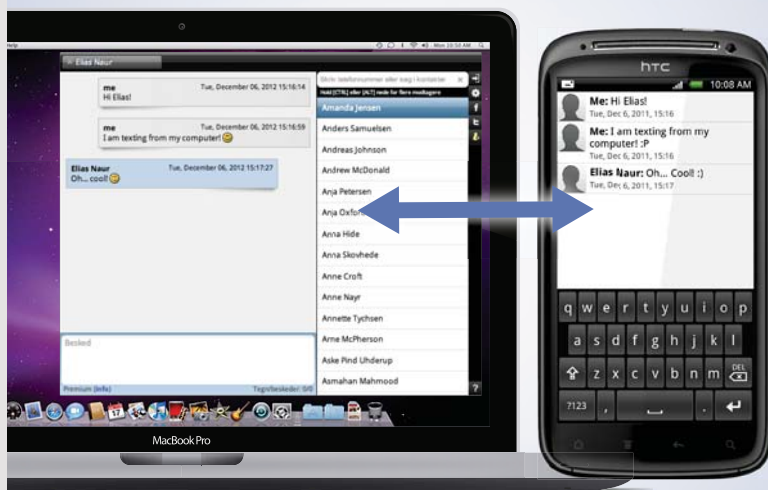
**FREE**  
30 days trial!!

Go to

**BrowserTexting.com**

and start texting from  
your computer!

 **BrowserTexting**



## 7 Classification of elements according to the electrochemical series

### 7.1 Electrical and chemical series

The elements can be arranged in series on the basis of (i) certain electrical properties, (ii) certain chemical properties.

#### Contact series

When two different metals are placed in contact with each other, one metal assumes a slight positive charge and the other a slight negative charge. For example, zinc in contact with copper becomes positive and the copper negative. Similarly, tin in contact with copper becomes positive, while tin in contact with zinc becomes negative. From experiments of this sort, the metallic elements can be placed in a series, such that those on the left of an element in the series become positive in contact with it, and those on the right become negative:



The development of positive and negative charges evidently arises from a transfer of electrons between the two metals, from the one that is more willing to part with them to the one that is more willing to accept them.

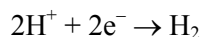
The contact series can be made quantitative by measuring the electrical force required to resist the transfer of electrons from one metal to another. This is called the “contact potential” or “contact potential difference”. Alternatively, the so-called “work function” ( $\phi$ ) of each metal can be measured. This is the work that has to be done to remove an electron from it, and is found to be equal to the energy that is released when an electron is added to it. The contact potential between two metals (1, 2) is thus given by  $(\phi_1 - \phi_2)/e$ .

#### Electromotive series

When two different metals are placed in contact with an electrolytic conductor, and are connected with a wire, a current flows from one metal to the other. For example, when zinc and copper are placed in contact with dilute hydrochloric acid, a conventional current flows from the copper to the zinc, the copper becoming the positive pole and the zinc the negative. (These signs are the opposite of those in the previous section because when we say that the zinc is the negative pole we mean that *the wire attached to it* is negative. As we shall see below, the zinc gives up electrons to the wire connecting it to the copper, just as it gives up electrons to the copper when it is in direct contact with this.) Similarly, when copper and tin are placed in contact with dilute hydrochloric acid, the tin becomes the negative pole, while with zinc and tin, the zinc becomes the negative pole. From experiments of this sort, the metallic elements can again be placed in a series, with those on the left becoming the negative pole in association with those on the right:



What is happening when zinc and copper are placed in contact with dilute hydrochloric acid and connected with a wire is that the zinc dissolves in the solution in the form of  $\text{Zn}^{2+}$  ions, releasing two electrons per atom into the wire. At the copper, an equivalent number of electrons are taken from the wire by the process



the solution remaining neutral since  $\text{Zn}^{2+}$  has replaced  $2\text{H}^+$ . The zinc goes into the solution instead of the copper because of its greater willingness to give up electrons.

The series obtained in the above way for metals can be extended to nonmetals by using an inert conductor in contact with the nonmetal and the solution. For hydrogen, a copper plate dipping into the solution and bathed with the gas will serve as an electrode, and this is effectively what we have been using above. For quantitative work, a platinum plate is better. A similar arrangement can be used for chlorine.

The series can be put on to a quantitative basis by measuring the electrical force that is required to stop the flow of electricity in the wire connecting the two electrodes (the “electromotive force” or e.m.f.). For satisfactory results, it is necessary to ensure that the chemical processes taking place at the electrodes are rapid - which is why platinum is preferred for the hydrogen electrode. Also, it is necessary to fix the concentrations of the ions that are involved in the electrode reactions, since the ease of formation or discharge of ions depends on concentration. The higher the concentration, the harder it is to form more ions and the easier it is to discharge them - a principle akin to the law of mass action. In practice, the concentrations are set at the equivalent of 1 mole per 1000 g of water for a solution in which all the ions are moving independently (so-called “unit activity”), and all electrodes are referred to the hydrogen electrode. The results are called “standard electrode potentials” (or “standard reduction potentials”),  $E^\circ$ . Unfortunately, however, a quantitative comparison between metals and nonmetals is not, in general, possible, because the concentration effect acts in opposite directions for cations and anions, and the relationship between the cation series and the anion series depends on the concentration chosen as standard.

**Exercise**

Draw up a cation series and an anion series from the values of  $E^\circ$  given in a textbook. Include in your series the following elements: sodium, potassium, magnesium, calcium, aluminium, iron, copper, zinc, tin, hydrogen, fluorine, chlorine, bromine, and iodine. For metals that form more than one ion in solution, use the most negative value of  $E^\circ$ . This has the effect of presenting the metal at its most metal-like. The alternative is to enter the metal in the series more than once, with an appropriate label to indicate the ion concerned.

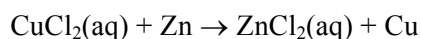
Note that not all the values given in textbooks have been obtained from measurements of e.m.f. Quite a number have been determined indirectly.

(For answers, see Appendix 1)

The electromotive series that we have been discussing is for aqueous solutions. Similar series can be established for other solutions including solutions in molten salts. These series are all similar, but are not identical. Differences of order are quite numerous. For the most part, however, these arise where the potentials are close together, where differences in order are less significant. Sometimes, however, more serious differences occur.

**Displacement series**

When metallic zinc is introduced into a solution of copper dichloride, the green colour of the solution slowly fades, and a red layer of copper is deposited on the zinc. The zinc has evidently displaced the copper from the solution of its chloride:



Similarly, tin displaces copper from copper dichloride solution, while zinc displaces tin from tin dichloride solution. From such experiments, the metals can again be placed in a series, with those on the left displacing those on the right from their compounds in solution:



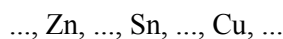
As with the electromotive series, there are really many displacement series, according to the kind of system (aqueous solution, molten chloride, etc.) in which the displacement is occurring.

**Affinity series**

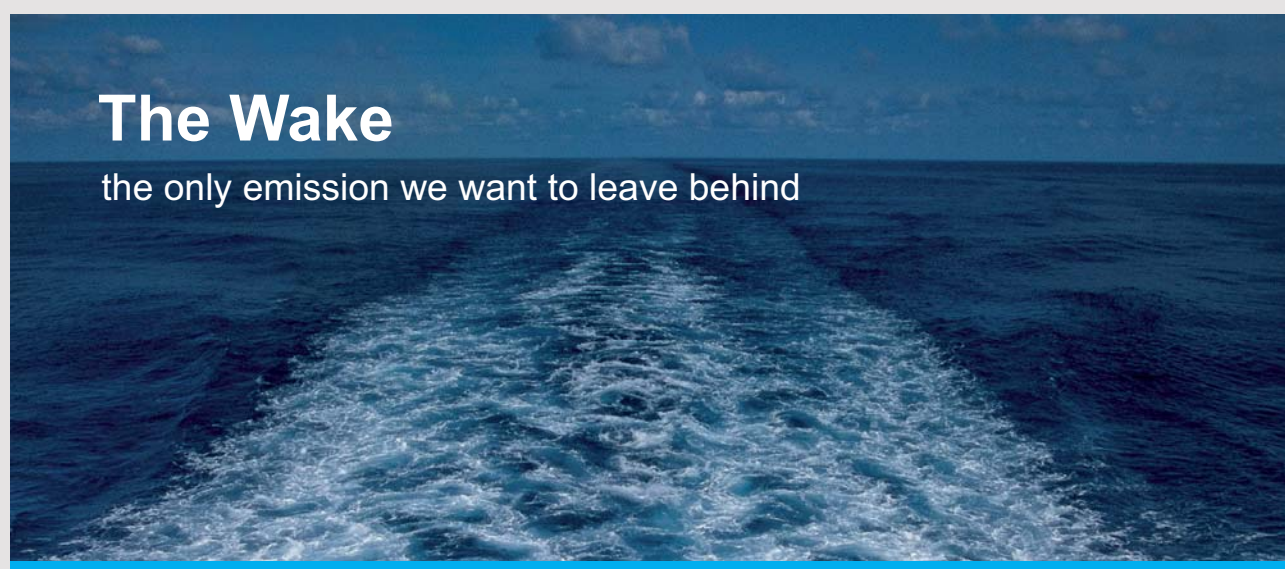
The figures below give the heat change when copper, zinc, and tin each combine with  $\frac{1}{2}$  mole of  $\text{O}_2$ . Values are given for the formation of both the lower and the higher oxide in the case of copper and tin:

Oxide formed	$\Delta H$
$\text{Cu}_2\text{O}$	–169 kJ per mole of $\text{Cu}_2\text{O}$
$\text{CuO}$	–157 kJ per mole of $\text{CuO}$
$\text{ZnO}$	–348 kJ per mole of $\text{ZnO}$
$\text{SnO}$	–286 kJ per mole of $\text{SnO}$
$\text{SnO}_2$	–290 kJ per $\frac{1}{2}$ mole of $\text{SnO}_2$

If the more negative of these figures are taken as a measure of the relative affinities of copper, zinc, and tin towards oxygen, they may be used to form the beginnings of an affinity series, elements on the left having a greater affinity towards oxygen than elements on the right:



Strictly speaking, the affinity of two elements is measured by the “standard free energy” of combination, not the heat. This refinement makes little difference to the order of values, however.



## The Wake


the only emission we want to leave behind

Low-speed Engines Medium-speed Engines Turbochargers Propellers Propulsion Packages PrimeServ

The design of eco-friendly marine power and propulsion solutions is crucial for MAN Diesel & Turbo. Power competencies are offered with the world's largest engine programme – having outputs spanning from 450 to 87,220 kW per engine. Get up front! Find out more at [www.mandieselturbo.com](http://www.mandieselturbo.com)

Engineering the Future – since 1758.

**MAN Diesel & Turbo**



Similar series can be drawn up for the affinity of the elements towards chlorine, fluorine, sulfur, etc. As with the electromotive series, these are all similar to each other, but not identical. Differences of order occur. Again, they generally arise where the values are close together; sometimes, however they are more serious.

Note that the electromotive series is an affinity series for the formation of compounds in solution. Likewise the displacement series.

## 7.2 The electrochemical series

The contact series, the various electromotive series, the displacement series, and the various affinity series turn out to be remarkably similar to each other. Though by no means all identical, their similarities sufficiently outweigh their differences to encourage the formation of a single series as an approximate expression of all of them. This series is called the electrochemical series.

Inevitably, there has been much discussion and argument about the exact order in which the elements should be put in the conflated series. Inorganic chemistry is not an exact science, as I have commented before. Nevertheless, all chemists are agreed about the *general* position that each element should have in the series - far left, mid right, etc. - and carry this assignment in their heads as a rough measure of the character of the element concerned.

A partial electrochemical series is as follows:

Strongly electropositive: K, Na, Ca

Fairly strongly electropositive: Mg, Al, Zn

Moderately electropositive: Fe, Sn, Pb

Weakly electropositive: Cu, Hg, Ag, Si

Approximately electro-neutral: B, H, P, Pt

Weakly electronegative: Au, C, N, S, I

Moderately electronegative: Br, Cl

Strongly electronegative: O, F

Elements in the earlier categories are called “electropositive” because of their tendency to form positive ions, and elements in the later categories are similarly called “electronegative”. The order within each category is approximately in the direction of decreasing electropositive, or increasing electronegative, character, but this is suggestive only.



As can be seen, the series broadly divides the metals from the nonmetals, though there is some intermixing of these in the middle categories. There are a few differences from the electromotive series for aqueous ions, but these are not significant. The biggest surprise is the location of gold in the weakly electronegative category. This is forced upon us by the relatively low affinity of gold towards fluorine, oxygen, and chlorine, but has been confirmed by a study of the compound  $\text{CsAu}$ . This is not metallic, but a semiconductor in the solid state and an electrolytic conductor in the liquid state, the concentration of caesium in the melt surrounding the cathode increasing in accordance with Faraday's laws for the discharge of  $\text{Cs}^+$  ions. It has the same structure as  $\text{CsCl}$ , and evidently has the basic constitution  $\text{Cs}^+\text{Au}^-$ .

### Uses of the electrochemical series

The main use of the electrochemical series is as a summary of the data on which it is based, in particular:

- (i) the relative willingness of different elements to form cations or anions;
- (ii) the affinity of different elements for each other.

It is possible, however, to correlate other properties of the elements and their compounds with position in the series, as is shown for metals in the table below.

	Combustion	Action on water	Action on acids	Reduction of oxides	Action of heat on oxides	Action of water on oxides	Character of hydroxides	Solubility of certain salts	Action of heat on nitrates
Potassium	Burn in air or oxygen readily	Decompose cold water	Attacked by dilute acids	Oxides not reduced by hydrogen	Oxides stable when heated	Oxides react with water to form hydroxide	Hydroxides appreciably soluble in water: 'alkalis'	Phosphates silicates carbonates etc. soluble in water	Nitrates decompose to nitrite when heated
Sodium									
Barium									
Strontium									
Calcium									
Magnesium		Decompose steam at a red heat or a little above				Oxides do not react with water	Hydroxides insoluble	Carbonates insoluble in water	Nitrates decompose to oxide
Aluminium									
Chromium									
Manganese									
Zinc									
Cadmium									
Iron	Oxidise when heated in air	Decompose steam at a white heat	Attacked only by oxidising acids	Oxides reduced by hydrogen					
Cobalt									
Nickel									
Tin									
Lead									
Antimony		Do not decompose water or steam at all	Not attacked by acids						
Copper									
Mercury									
Silver									
Platinum									
Gold	Unaffected by oxygen								

[Platinum and gold dissolve in hot *aqua regia*, a mixture of concentrated nitric and hydrochloric acids. This chlorinates the metals and complexes the resulting chlorides (see later chapters).]

The electrochemical series is also used in determining the nomenclature of compounds (Section 7.5).



In using the series, care needs to be taken to remember that it is only an approximation, and can only be used as a rough guide to the properties of the elements. Provided that this is done, however, it constitutes a very useful classification, and although purists often despise it because of its approximate nature, the fact is that practising chemists make a great deal of use of it, if only subconsciously, in thinking of the chemistry of different elements. The same applies to the closely related concept of electronegativity, to be discussed in the next section (7.3).

## 7.3 Electronegativity

In so far that the electrochemical series expresses the relative willingness of different elements to form cations or anions, it is not unreasonable to suppose that the same series will express the relative willingness of different elements to adopt an ionic structure in their compounds as against a covalent one. Thus,

- (i) the most electropositive metals might be expected to form fully ionic compounds with the most electronegative nonmetals;
- (ii) other combinations of a metal with a nonmetal are likely to fall somewhere between the ionic and covalent extremes;
- (iii) combinations of a nonmetal with a nonmetal will deviate from being fully covalent the further apart the two nonmetals are in the series.

## TURN TO THE EXPERTS FOR SUBSCRIPTION CONSULTANCY

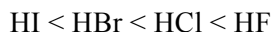
Subscribe is one of the leading companies in Europe when it comes to innovation and business development within subscription businesses.

We innovate new subscription business models or improve existing ones. We do business reviews of existing subscription businesses and we develop acquisition and retention strategies.

Learn more at [linkedin.com/company/subscribe](https://www.linkedin.com/company/subscribe) or contact  
Managing Director Morten Suhr Hansen at [mha@subscribe.dk](mailto:mha@subscribe.dk)

**SUBSCRIBE** - to the future

These expectations are not easy to test because, as we saw in Chapter 5, the determination of the extent to which a compound is ionic or covalent is generally very difficult. Nevertheless, we saw in Chapter 5 that there are good grounds for believing that sodium chloride is predominantly ionic. This supports expectation (i). We also saw that cadmium chloride is less ionic than sodium chloride and mercury dichloride even less. This accords with the positions of these metals in the electrochemical series, thereby supporting (ii). We also saw that the polarity of the hydrogen halide molecules increases in the series



This accords precisely with expectation (iii) - the polarity increases as the difference in electrochemical character between hydrogen and the halogen increases. Moreover, the polarity of each bond in the  $\text{H}_2\text{O}$  molecule ( $\text{H}^{0.4+}\text{O}^{0.4-}$ ) lies between the polarities of  $\text{HCl}$  ( $\text{H}^{0.2+}\text{Cl}^{0.2-}$ ) and  $\text{HF}$  ( $\text{H}^{0.5+}\text{F}^{0.5-}$ ) as required by the positions of Cl, O, and F in the electrochemical series. [Note, however, that the total charge on the oxygen atom in  $\text{H}_2\text{O}$  ( $-0.8$ ) is greater than the charge on the fluorine atom in  $\text{HF}$ . This is because the former has two hydrogen atoms to draw electrons from whereas the latter has only one.]

In the context of the ionic character of bonds, the degree of negative electrochemical character is called “electronegativity” ( $\chi$ ). This is formally defined as “the power of an atom in a molecule to attract electrons to itself”. Various attempts have been made to quantify electronegativity in this sense. The results again differ in detail but agree in general terms. They also broadly agree with the electrochemical series derived above.

A simple method is that of Mulliken. This is based on the model of a covalent bond that will be discussed in Chapter 11. On this model, a single bond is formed by the sharing of an electron on each atom,  $\text{A}\cdot$  and  $\text{B}\cdot$  giving  $\text{A}\cdot\cdot\text{B}$ . Mulliken argued that the tendency of A in  $\text{A}\cdot\cdot\text{B}$  to hold on to the pair  $\cdot\cdot$  is given by the energy required to remove  $\cdot\cdot$  from  $\text{A}\cdot\cdot$  on its own, that is, from the ion  $[\text{A}\cdot\cdot]^+$ . This is given by  $A + I$ , where  $A$  is the energy required to remove the first electron (the electron affinity of atom A) and  $I$  is the energy required to remove the second (the ionization potential of A). His index of electronegativity is thus

$$\chi = k(A + I)$$

where  $k$  is a constant chosen to bring his scale into line with the first scale that was suggested, that of Pauling. (For details of Pauling's method, see Appendix 3.)

A table of electronegativities is given in most textbooks.

#### Exercise

Using electronegativities from a textbook, verify that these give a similar series to the electrochemical series.

(For answers, see Appendix 1)

## Use of electronegativities

Electronegativities are used to predict bond type. The greater the difference in electronegativity between two atoms ( $\Delta\chi$ ) the greater the ionic character ( $i$ ) of a bond between them is expected to be. Several different relations between  $i$  and  $\Delta\chi$  have been proposed. A simple one is

$$i \sim \Delta\chi/2 \text{ (for } \Delta\chi \leq 2) \text{ or } 1 \text{ (for } \Delta\chi > 2)$$

Any relation can only give approximate values since bond type is an imprecise quantity.

Some chemists also use average electronegativity ( $\chi_{av}$ ) to divide metallic bonds from ionic and covalent ones. Metallic bonds are indicated by a low value of  $\chi_{av}$  (less than about 2) with a low value of  $\Delta\chi$  (less than about 1). However, there is only a partial correlation between electronegativity and metallic character. For example, the value of  $\chi$  for silicon is lower than the value for some metals, and the values of  $\chi_{av}$  and  $\Delta\chi$  for  $\sim\text{TiO}$  (which is metallic) are similar to the values for  $\text{MgO}$  and  $\text{CaO}$ . Metallic character is best gauged from electrical conductivity.

### Exercise

Use electronegativity values to locate the bonds in the following compounds in the triangle of bonding given earlier (Chap. 5).

- (i) Calcium fluoride,  $\text{CaF}_2$
- (ii) Sulfur bromide,  $\text{S}_2\text{Br}_2$ .
- (iii) Zinc chloride,  $\text{ZnCl}_2$ .
- (iv) Magnesium silicide,  $\text{Mg}_2\text{Si}$ .

(For answers, see Appendix 1)

An interesting case is caesium oxide,  $\text{Cs}_2\text{O}$ . Electronegativities would suggest that this is the most ionic oxide. However, there are indications that it may not be. First,  $\text{Cs}_2\text{O}$  is orange whereas caesium halides are white. Second, it has a layer structure like that of  $\text{CdCl}_2$  (with O in place of Cd and Cs in place of Cl). The lesson is not to treat electronegativity as too precise a quantity.

## 7.4 Polar numbers

For certain purposes (e.g. nomenclature), chemists like to work out the charges that the atoms in a compound would have if all the bonds were completely polarized and the bonding was ionic. This can be done as follows:

Use electronegativities to decide which atoms will be positive and which negative, and see whether either element is one that is known to form ions of the appropriate sign, in melts or in solution, of only a single type. Consider, for example, carbon tetrachloride,  $\text{CCl}_4$ . Chlorine is more electronegative than carbon. The only stable anion formed by chlorine is  $\text{Cl}^-$ . The completely polarized form of  $\text{CCl}_4$  must therefore be  $\text{C}^{4+}(\text{Cl}^-)_4$ .

Some elements having only one stable cation or anion are as follows:

Element	Cation	Anion
Hydrogen	$\text{H}^+$	$\text{H}^-$
Sodium	$\text{Na}^+$	
Potassium	$\text{K}^+$	
Magnesium	$\text{Mg}^{2+}$	
Calcium	$\text{Ca}^{2+}$	
Aluminium	$\text{Al}^{3+}$	
Fluorine		$\text{F}^-$
Chlorine		$\text{Cl}^-$
Bromine		$\text{Br}^-$

**wethrive.net**

## How to retain your top staff

**FIND OUT NOW FOR FREE**

**DO YOU WANT TO KNOW:**

- What your staff really want?
- The top issues troubling them?
- How to make staff assessments work for you & them, painlessly?

**Get your free trial**

Because happy staff get more done

Elements forming more than one stable cation or anion can be used if the correct ion can be identified. For example, *oxygen* forms several anions. These are  $O^{2-}$  (if oxides like  $Na_2O$  are completely ionic) and anions containing O–O bonds (e.g.  $O_2^{2-}$ ). Compounds containing the latter give  $H_2O_2$  with acid. If no  $H_2O_2$  is formed, the appropriate ion is  $O^{2-}$ . Similarly, *sulfur* forms  $S^{2-}$  and anions containing S–S bonds (e.g.  $S_2^{2-}$ ). Compounds containing the latter give sulfur with acid. *Iodine* forms  $I^-$  and  $I_3^-$ . Compounds containing  $I_3^-$  give brown solutions in water.

The charges on the ions when a compound is written in its hypothetical ionic form are called the “polar numbers” or “oxidation numbers” of the elements concerned. Thus the polar number of carbon in  $CCl_4$  is +4 and of chlorine –1. “Polar number” is the original term and somewhat more expressive than “oxidation number”: but the latter is now used almost universally.

**Exercise**

What are the oxidation numbers of the elements in each of the following compounds?

- (i) Methane,  $CH_4$ .
- (ii) Iron dichloride,  $FeCl_2$ .
- (iii) Sodium hydride,  $NaH$ .
- (iv) Silicon dioxide,  $SiO_2$ .
- (v) Carbonyl chloride,  $COCl_2$ .
- (vi) Hydroxylamine,  $NH_2OH$ .
- (vii) Hydrogen peroxide,  $H_2O_2$ .
- (viii) Silicon carbide,  $SiC$ .

(For answers, see Appendix 1)

## 7.5 Nomenclature of binary compounds

Binary compounds are named by citing the name of the electropositive constituent first, unmodified, followed by the name of the electronegative constituent, modified to end in -ide. For this purpose, an agreed series is used, based on the electrochemical series given above.

Examples:     sodium chloride  
                  hydrogen sulfide

In a small number of cases, when the name of the element has to be modified, the Latin name is used.

Copper	Cuprum
Gold	Aurum
Iron	Ferrum
Lead	Plumbum
Silver	Argentum
Tin	Stannum

Example:       sodium plumbide

The proportions of the constituents may be indicated in one of the following ways:

(i) By means of Greek numerical prefixes (mono, di, tri, tetra, penta, hexa, etc.). The prefix mono is omitted except where confusion would arise.

Example:       iron dichloride

(ii) By means of the oxidation numbers of the elements where these are not obvious, indicated by a Roman numeral placed immediately following the name of the element (without a space).

Example:       iron(II) chloride

(Note that when an oxidation number is used with the symbol for an atom of an element, it is placed as a superscript without brackets, e.g.  $\text{Fe}^{\text{II}}$ .)

(iii) In the case of genuinely ionic compounds, the proportions may be indicated by means of the charges on the ions where these are not obvious, indicated by an Arabic numeral followed by the sign of the charge placed in parentheses immediately following the name of the ion (without a space).

Example:       iron(2+) chloride

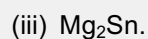

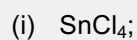
An older method that was used to indicate the proportions when a metal forms two series of compounds, based on two different cations (e.g.  $\text{Fe}^{2+}$  and  $\text{Fe}^{3+}$ ), was to alter the name of the metal to end in -ous for the lower series and -ic for the higher, e.g.

$\text{FeCl}_2$	ferrous chloride
$\text{FeCl}_3$	ferric chloride

This method has the merit of elegance, but is now disfavoured.

**Exercise**

Name the following compounds:



(For answers, see Appendix 1)

## Further reading

The nomenclature given above is that recommended by the Commission on the Nomenclature of Inorganic Chemistry of the International Union of Pure and Applied Chemistry (IUPAC). This is set out in:

G.J. Leigh (editor), *Nomenclature of Inorganic Chemistry: Recommendations 1990*, Blackwell, Oxford, 1990.

## Struggling to get interviews?

Professional CV consulting & writing assistance from leading job experts in the UK.

Visit site



Take a short-cut to your next job!  
Improve your interview success rate by 70%.



**TheCVagency**

Visit [thecvagency.co.uk](http://thecvagency.co.uk) for more info.



## 8 Valency

The valency of an element is a number, or set of numbers, from which the formulae of many of its compounds can be derived. Metallic compounds are excluded, since the formulae of these cannot generally be rationalized in this kind of way.

### 8.1 Ordinary valency

The valency ( $V$ ) of an atom may be defined as the number of hydrogen or fluorine atoms with which the atom will combine. The assumption is made that hydrogen and fluorine are always univalent.

To obtain the number of hydrogen or fluorine atoms ( $X$ ) with which an atom ( $A$ ) will combine, one looks at compounds formed between  $A$  and  $X$ , and picks out the one in which there are no  $A-A$  bonds. If this is molecular it will have the formula  $AX_n$ , if non-molecular  $(AX_n)_\infty$ . The valency of  $A$  is then given by  $n$ .

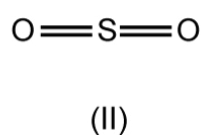
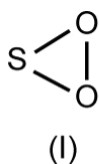
When neither hydrogen nor fluorine is suitable for the determination of valency, other atoms can be used, provided that their valencies have first been established relative to hydrogen or fluorine. The most useful is the oxygen atom, though this must be employed with care, for the following reasons:

- (i) since oxygen is bivalent, the simplest molecules formed between  $A$  and  $O$  may be of the type  $A_2O_n$ , and one has to be certain that these do not contain  $A-A$  bonds;
- (ii) one also has to be certain that any molecules considered do not contain peroxo groups,  $-O-O-$ ;
- (iii) oxygen is sometimes capable of forming molecules of types that are not paralleled by any formed by univalent elements (e.g.  $CO$ ).

The valencies of some of the more important elements are given in the Table at the end of this chapter. For some elements there is only one valency; for others there are several. These valencies enable bond formulae to be drawn for many molecules of the elements concerned, as is done routinely in organic chemistry.

#### Notes

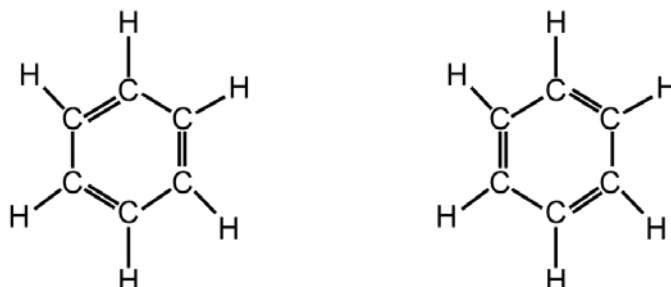
- (i) When an element has more than one valency, there may be some ambiguity in drawing the bond formulae of some of its compounds unless further details are known. For example, since sulfur has valencies of 2, 4, and 6, the sulfur dioxide molecule could be formulated as (I) or (II):



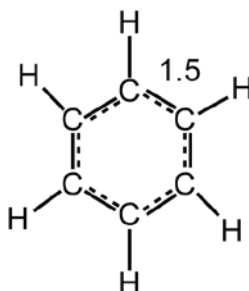


Formula (II) is accepted because sulfur dioxide does not behave like a peroxide, and microwave spectroscopy gives the O–S–O angle as  $119.5^\circ$  and the S–O distance as  $1.43 \text{ \AA}$ . The latter is similar to the distance in molecules that have to be written with a double SO bond, e.g.  $1.45 \text{ \AA}$  in  $\text{SOCl}_2$ . Three-membered rings, with angles of  $60^\circ$ , are unusual in molecules.

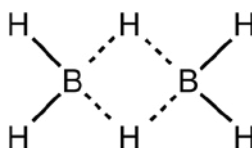
- (ii) Even for atoms having a single valency, there can be a choice of structure. For example, the oxide of a quadrivalent element (A) can have a molecular structure with double bonds (e.g.  $\text{CO}_2$ ), a framework structure with single bonds (e.g.  $\text{SiO}_2$ ), a chain structure with both single and double bonds (e.g.  $\text{SeO}_2$ ), or a framework structure with fractional bonds (see below). Note, however, that valency gives the right atomic composition (in this case  $\text{AO}_2$ ) whatever the structure.
- (iii) Some molecules have to be drawn with fractional bonds. For example, if benzene is drawn with integral bonds, two formulae are obtained:



These contain alternating single and double bonds, but in the actual molecule, all the C–C bond distances are the same ( $1.40 \text{ \AA}$ ), and have a value intermediate between that for a typical single bond ( $1.54 \text{ \AA}$ ) and typical double bond ( $1.34 \text{ \AA}$ ). This problem can be resolved by drawing benzene with  $1\frac{1}{2}$  bonds:



A second example is the simplest hydride of boron, diborane ( $\text{B}_2\text{H}_6$ ). This has the structure



If the bridge bonds in this are assigned a bond number of  $\frac{1}{2}$ , the boron atoms have their usual valency of 3.

A third example is crystalline sodium chloride, regarded as made up of atoms. This has a structure in which each sodium atom is surrounded by six chlorine atoms, and each chlorine atom by six sodium atoms (for a picture, see Appendix 2). Since sodium and chlorine atoms have a valency of one, the bonds between neighbouring atoms have a value of  $\frac{1}{6}$ .

- (iv) Since the word “valency” comes from the Latin *valencia* (meaning “power”), its numerical value is properly indicated by Latin numerical prefixes: uni, bi, tri (or ter), quadri, quinque, etc. - e.g., bivalent, quadrivalent. In practice, however, Greek prefixes (mono, di, tri, tetra, penta, etc.) are often used (or worse still, a mixture).

### Exercises

- (i) Write a bond formula for each of the following molecules:
- (a) hydrazine,  $\text{N}_2\text{H}_4$
  - (b) dinitrogen trioxide,  $\text{N}_2\text{O}_3$
  - (c) nitrous acid,  $\text{HNO}_2$  [= HONO]
  - (d) sulfuric acid,  $\text{H}_2\text{SO}_4$  [=  $(\text{HO})_2\text{SO}_2$ ]
- (ii) Rutile ( $\text{TiO}_2$ ) has a framework structure in which each Ti atom is surrounded by six O atoms and each O atom by three Ti atoms. What is the value of the bonds?

(For answers, see Appendix 1)

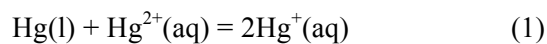
## 8.2 Electrovalency

The electrovalency ( $E$ ) of an atom is the charge on the ion that it forms in units of  $e$ . This is determined by measuring the quantity of electricity that is required to discharge the ion in electrolysis, or from the formula of binary compounds knowing the charge on the other ion present. Care is needed to establish the molecular formula of the ion. For example, mercury forms two series of compounds, exemplified by the nitrates (containing  $\text{NO}_3^-$  ions):

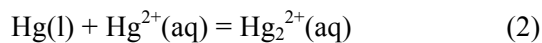
### Empirical formula

- (I)  $\text{HgNO}_3$
- (II)  $\text{Hg}(\text{NO}_3)_2$

Most members of the series are weak electrolytes, but the nitrates are good conductors in aqueous solution, and from their composition, might be supposed to contain  $\text{Hg}^+$  and  $\text{Hg}^{2+}$  ions respectively. However, a study of the formation of (I) by shaking a solution of (II) with mercury shows that the equilibrium is less well represented by the equation



than by the equation



The formulation of (I) as  $\text{Hg}_2^{2+}(\text{NO}_3^-)_2$  has been confirmed by X-ray diffraction of the hydrate.

### Exercise

Show that the following results conform better to equation (2) than to equation (1).

Initial concentration of $\text{Hg}^{2+}$	Equilibrium concentration of $\text{Hg}^{2+}$
1.50 M	0.013 M
1.00 M	0.009 M
0.50 M	0.004 M

(For answers, see Appendix 1)

This e-book  
is made with  
**SetaPDF**



PDF components for PHP developers

[www.setasign.com](http://www.setasign.com)



Electrovalencies can take positive or negative values, whereas ordinary valencies can only be positive. Some elements have just one electrovalency: others have more than one. As with ordinary valencies, electrovalencies enable the formulae of compounds to be worked out, and thus constitute both an aid to the memory and a tool for prediction.

The electrovalencies of some of the more important elements are given in the Table at the end of the chapter.

There is an evident relationship between electrovalency and valency. This is

$$|E| = V$$

where  $|E|$  is the modulus of  $E$  (the value without the sign). For the fluorine atom, for example, for which  $V = 1$  and  $E = -1$ ,  $|E| = 1 = V$ .

### 8.3 Covalency

The covalency ( $C$ ) of an atom may be defined as the number of covalent bonds (bonds with no polar character) an atom will form. For an atom in a non-polar molecule this is given by

$$C = V$$

For example, for the hydrogen atoms in the  $H_2$  molecule,  $C = V = 1$ . The bond in this molecule is thus a single covalent bond:



Here a blue line is used to indicate a specifically *covalent* bond.

The covalencies of some important elements are given in the Table at the end of the chapter. These can be used in the same way as ordinary valencies to predict the formulae of low-polarity compounds, as discussed in the next section.

### 8.4 Applicability of the three kinds of valency ( $V$ , $E$ , and $C$ )

Electrovalency is applicable to high-polarity compounds, covalency to low-polarity. Ordinary valency is applicable to all kinds.

However, ordinary valency hides an important difference between covalency and electrovalency. Electrovalency determines the composition of compounds uniquely, covalency does not. This is because ions are forced to combine together in proportions determined by their charge, whereas atoms can be covalently bonded together in all sorts of arrangements. Thus, magnesium and chlorine form only one compound,  $\text{MgCl}_2$ , according to their respective electrovalencies of +2 and -1. Hydrogen and sulfur, on the other hand, with their covalencies of 1 and 2, can form a whole series of compounds,  $\text{H}_2\text{S}$ ,  $\text{HS}$ ,  $\text{H}_2\text{S}_3$ ,  $\text{HS}_2$ , etc.:



This difference must be remembered, otherwise the statement that an element has a particular valency might lead one to imagine the formation of compounds that are quite unrealistic, e.g.



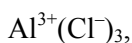
### Compounds of intermediate character

Since covalency applies to predominantly covalent compounds and electrovalency to predominantly ionic ones, the question arises: what about compounds that are intermediate between ionic and covalent? Is there any way of rationalizing the formulae of these?

The answer is that compounds on the nonpolar side of the intermediate category can be successfully dealt with by treating them as if they were covalent, and compounds on the polar side by treating them as if they were ionic. Thus, even though water and hydrogen peroxide are markedly polar substances, their compositions are correctly given by the covalencies of hydrogen (1) and oxygen (2):



Similarly, the composition of aluminium chloride is correctly given by the electrovalencies of aluminium (+3) and chlorine (-1),



even though molten aluminium chloride is a poor conductor.

Note, however, that either method fails when applied to compounds in the opposite category. Thus, the electrovalencies of hydrogen (+1) and oxygen (-2) would lead us to expect only one oxide of hydrogen, namely  $\text{H}_2\text{O}$ , while the covalencies of aluminium (3) and chlorine (1) would lead us to envisage the formation of aluminium chlorides besides  $\text{AlCl}_3$ , e.g.



[Compounds of this type are formed with less electronegative groups, e.g.  $-\text{CH}_2\text{CH}(\text{CH}_3)_2$ .]

Inevitably, there are occasions when it is difficult to decide which of the two methods to use. For example, for the zinc-chloride system, the electrovalencies of the two elements (+2 and  $-1$  respectively) would suggest the formation of one compound ( $\text{ZnCl}_2$ ), whereas the covalencies (2, 1) would suggest the formation of more than one ( $\text{ZnCl}_2$ ,  $\text{Zn}_2\text{Cl}_2$ , etc.). Until fairly recently, chemists have settled for the former. It is now known, however, that zinc will dissolve in molten zinc chloride to give a yellow glass containing  $\text{Zn}_2^{2+}$  ions, analogous to  $\text{Hg}_2^{2+}$ .

**Exercise**


Suggest formulae for the chlorides of a quadrivalent element having an electronegativity of (i) 2.0, (ii) 1.0.

(For answers, see Appendix 1)

# Free eBook on Learning & Development

By the Chief Learning Officer of McKinsey

Download Now



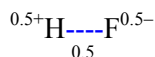
## 8.5 Extension

The concept of electrovalency can be extended to atoms in semi-polar molecules. We saw in Chapter 5 that the charge distribution in the HF molecule is approximately  $\text{H}^{0.5+}\text{F}^{0.5-}$ . Thus if, as for an ion, we set the electrovalency of an atom in a molecule equal to its charge, the electrovalency of the H atom in HF is about +0.5, and of the F atom, -0.5. I shall call electrovalency in this sense “semi-polar electrovalency”, and give it the symbol  $E^s$ .

The covalency of an atom in a semi-polar molecule may likewise be defined by:

$$C^s = V - |E^s|$$

where  $|E^s|$  is the modulus of  $E^s$ . For example, for the H atom in the HF molecule, for which  $E^s \sim +0.5$ ,  $C^s \sim 1 - | +0.5 | = 0.5$ . Likewise, for the F atom,  $C^s \sim 1 - | -0.5 | = 0.5$ . Thus, the single bond in the HF molecule (H—F) is made up of 0.5 of a covalent bond and 0.5 of an ionic bond:




I shall call formulae of this kind “semi-polar bond formulae”.

The above equation may also be written

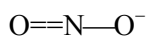
$$V = C^s + |E^s|$$

The equation in this form divides ordinary valency into covalency and electrovalency.

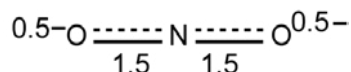
The main value of dividing valency in this way is that it enables constitutional formulae to be written for many polyatomic ions. The peroxide ion,  $[\text{O}_2]^{2-}$ , for example, can be written as follows:



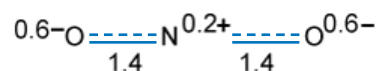
Here the oxygen atoms have their usual valency of 2, made up of  $C^s = 1$  and  $E^s = -1$ . Similarly, the nitrite ion,  $[\text{NO}_2]^-$ , can be written as:



Here black lines are drawn because no account has been taken of the polarity of the bonds. A better formulation, which takes account of the fact that the two N—O bonds are of equal length, is:



To draw a semi-polar bond formula, one needs to know the polarity of the ion. Calculations using the quantum theory give about  $\text{O}^{0.6-}\text{N}^{0.2+}\text{O}^{0.6-}$ , from which



Note, however, that the correct atomic composition ( $\text{NO}_2$ ) and overall charge ( $-1$ ) are obtained whichever formula is used.

Polyatomic ions will be considered further in the next chapter.

### Exercise

Verify that the nitrogen atom in the above formulae for the nitrite ion has a valency of 3, and each of the oxygen atoms, 2.

(For answers, see Appendix 1)

# YOU THINK. YOU CAN WORK AT RMB



**RAND  
MERCHANT  
BANK**  
A division of FirstRand Bank Limited  
Traditional values. Innovative ideas.

Rand Merchant Bank uses good business to create a better world, which is one of the reasons that the country's top talent chooses to work at RMB. For more information visit us at [www.rmb.co.za](http://www.rmb.co.za)

Thinking that can change your world

Rand Merchant Bank is an Authorised Financial Services Provider





Table: Principal valencies of some important elements

Column 2 gives the principal valencies of some important elements and the formulae of the compounds on which they are based. Molecules are in bold type. Column 3 gives the electrovalencies of ions. Column 4 gives covalencies for atoms forming low-polarity bonds.

Element	<i>V</i>	<i>E</i>	<i>C</i>
Hydrogen	1 ( <b>H<sub>2</sub></b> , <b>HF</b> )	+1 [note (i)] −1 [note (ii)]	<b>1</b>
Sodium	1 (NaH, NaF)	+1	
Potassium	1 (KH, KF)	+1	
Magnesium	2 (MgH <sub>2</sub> , MgF <sub>2</sub> )	+2	
Calcium	2 (CaH <sub>2</sub> , CaF <sub>2</sub> )	+2	
Iron	2 (FeF <sub>2</sub> ) 3 (FeF <sub>3</sub> )	+2 +3	
Copper	1 (CuCl, Cu <sub>2</sub> O) [note(iii)] 2 (CuF <sub>2</sub> )	+1 +2	
Zinc	2 (ZnH <sub>2</sub> , ZnF <sub>2</sub> )	+2	
Boron	3 ( <b>BF<sub>3</sub></b> )		<b>3</b>
Aluminium	3 (AlH <sub>3</sub> , AlF <sub>3</sub> ) [note (iv)]	+3	<b>3</b>
Carbon	4 ( <b>CH<sub>4</sub></b> , <b>CF<sub>4</sub></b> )		<b>4</b>
Silicon	4 ( <b>SiH<sub>4</sub></b> , <b>SiF<sub>4</sub></b> )		<b>4</b>
Tin	2 (SnF <sub>2</sub> ) 4 ( <b>SnH<sub>4</sub></b> , SnF <sub>4</sub> )	+2	<b>4</b>
Lead	2 (PbF <sub>2</sub> ) 4 (PbF <sub>4</sub> )	+2	<b>4</b>
Nitrogen	3 ( <b>NH<sub>3</sub></b> , <b>NF<sub>3</sub></b> ) 5 [note (v)]		<b>3</b> (5) [note (vi)]
Phosphorus	3 ( <b>PH<sub>3</sub></b> , <b>PF<sub>3</sub></b> ) 5 ( <b>PF<sub>5</sub></b> )		<b>3</b> (5) [note (vi)]
Oxygen	2 ( <b>H<sub>2</sub>O</b> , <b>OF<sub>2</sub></b> )	−2	<b>2</b>
Sulfur	2 ( <b>H<sub>2</sub>S</b> ) 4 ( <b>SF<sub>4</sub></b> ) 6 ( <b>SF<sub>6</sub></b> )	−2	<b>2</b> (4) [note (vi)] (6) [note (vi)]
Fluorine	1 ( <b>HF</b> , <b>F<sub>2</sub></b> )	−1	<b>1</b>
Chlorine	1 ( <b>HCl</b> , <b>ClF</b> ) 3 ( <b>ClF<sub>3</sub></b> ) 5 ( <b>ClF<sub>5</sub></b> ) 7 [note (vii)]	−1	<b>1</b> (3) [note (vi)] (5) [note (vi)] (7) [note (vi)]
Argon	0	0	<b>0</b>

## Notes

- (i)  $\text{H}^+$  only exists in solvated form.
- (ii)  $\text{H}^-$  exists in  $\text{Na}^+\text{H}^-$  etc.
- (iii) I have assumed here that, in  $\text{CuCl}$ , chlorine has its usual valency of 1.  $\text{Cu}_2\text{O}$  is an ordinary oxide.
- (iv) Aluminium forms molecular  $\text{Al}[\text{CH}(\text{CH}_3)_2]_3$ . The lower alkyls tend to dimerize: they are partly dimeric in the vapour, and also completely so in benzene solution. The dimers have a similar structure to  $\text{B}_2\text{H}_6$  with  $\text{Al}-\text{C}-\text{Al}$  bonds.
- (v) There are many compounds of nitrogen that seem to require a valency of 5, even though  $\text{NF}_5$  does not exist. Foremost among these are compounds containing the nitro group,  $-\text{NO}_2$ , e.g. nitromethane,  $\text{CH}_3\text{NO}_2$ ; nitrobenzene,  $\text{C}_6\text{H}_5\text{NO}_2$ ; nitric acid,  $(\text{HO})\text{NO}_2$ ; dinitrogen pentoxide vapour,  $\text{O}(\text{NO}_2)_2$ . These cannot be formulated with trivalent nitrogen,  $\text{X}-\text{O}-\text{N}=\text{O}$ , because in many cases isomers corresponding to the latter formulation exist, e.g. methyl nitrite,  $\text{CH}_3\text{ONO}$ . In addition, there are molecules of the type  $\text{X}_3\text{NO}$ , e.g. trimethylamine oxide,  $(\text{CH}_3)_3\text{NO}$ , made by oxidizing trimethylamine with hydrogen peroxide, and trifluoramine oxide,  $\text{F}_3\text{NO}$ , made by the action of an electric discharge on a mixture of  $\text{NF}_3$  and  $\text{O}_2$ . These species show no signs of being  $\text{X}_2\text{N}-\text{O}-\text{X}$ , with trivalent nitrogen.
- (vi) In practice, there is always considerable polarity in the bonds, and this value is never achieved (see Chapter 11).
- (vii) Though  $\text{ClF}_7$  does not exist, there are a few compounds of chlorine that require a valency of 7. These include  $\text{Cl}_2\text{O}_7$ ,  $\text{FClO}_3$ , and  $\text{F}_3\text{ClO}_2$ , which do not contain  $-\text{O}-\text{O}-$ . The oxide reacts with water to give perchloric acid,  $\text{HClO}_4$  [ $(\text{HO})\text{ClO}_3$ ].

## Further reading

“Valency”, *Journal of Chemical Education*, 1997, Vol. 74, pp. 465–470. (Correction: p. 468, col. 1, para. 3 up, add “used in coordination”.)

“Introducing valency”, *Education in Chemistry*, 1997, Vol. 34, pp. 75–76, 80.

“Making the most of valency”, *Education in Chemistry*, 2010, Vol. 47, pp. 83–85, 89. (Corrections: p. 138. Corrected version on-line.)

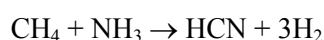
## 9 Pseudo-binary compounds

### 9.1 Introduction

A great many compounds of ternary or higher order behave as if they were compounds of binary order, with a group of atoms acting as if it was a single atom. Such a group is called a “radical”.

A classical example is provided by the cyanides, some of which are described below:

*Hydrogen cyanide*, HCN. This is manufactured by passing a mixture of methane and ammonia over a platinum catalyst at 1200 °C:



It is a colourless liquid, boiling at 26 °C to a colourless gas. It is a poor conductor of electricity. Like most cyanides, it is extremely poisonous.

*Sodium cyanide*, NaCN. This is manufactured by absorbing gaseous hydrogen cyanide in aqueous sodium hydroxide or sodium carbonate. The compound is a colourless solid, melting at 564 °C to a colourless liquid. The liquid conducts electricity with the formation of sodium at the cathode and a colourless gas at the anode. This gas is cyanogen, C<sub>2</sub>N<sub>2</sub>.



Discover the truth at [www.deloitte.ca/careers](http://www.deloitte.ca/careers)

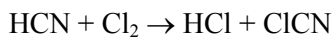
**Deloitte.**

© Deloitte & Touche LLP and affiliated entities.

*Potassium cyanide*, KCN. This is similar to sodium cyanide.

*Cyanogen*, C<sub>2</sub>N<sub>2</sub>. This is a colourless gas, condensing at –21 °C to a colourless liquid.

*Cyanogen chloride*, ClCN. This is made by passing chlorine into aqueous hydrogen cyanide:



It is a colourless gas, condensing at 13 °C to a colourless, mobile liquid.

From the above descriptions, it is clear that there is a close resemblance between cyanides and halides, both in composition and in character:

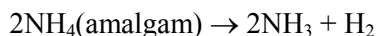
Composition		Character
Cyanide	Chloride	
HCN	HCl	Nonmetallic
NaCN	NaCl	Salt-like
KCN	KCl	Salt-like
ClCN	ClCN	Nonmetallic

This resemblance extends to the parent substances:

(CN) <sub>2</sub>	Cl <sub>2</sub>	Nonmetallic
-------------------	-----------------	-------------

So close is this resemblance that cyanogen is called a pseudo-halogen.

A second example is provided by ammonium compounds, e.g. ammonium chloride, NH<sub>4</sub>Cl. These are very similar to alkali metal compounds. Indeed, ammonium compounds and potassium compounds often form mixed crystals with each other. Furthermore, electrolysis of ammonium chloride solution with a mercury cathode at 0 °C gives a grey mass that is similar in character to sodium or potassium amalgam. Thus, it reduces copper dichloride solution to copper, zinc chloride to zinc, etc. On warming, it decomposes into ammonia and hydrogen in the proportions required by the equation



The NH<sub>4</sub> radical is thus very much like an alkali metal atom in its behaviour.

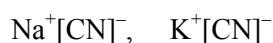
## 9.2 On the nature of pseudo-binary compounds

The nature of pseudo-binary compounds follows from our discussion of binary compounds. The bonding between radicals and radicals or radicals and atoms is the same as the bonding between atoms and atoms. For example:

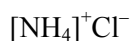
- (i) The molecules HCN, ClCN, and (CN)<sub>2</sub> are held together with essentially covalent bonds:



- (ii) The compounds NaCN and KCN are ionic:



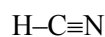
- (iii) Ammonium chloride is ionic:



- (iv) Ammonium amalgam presumably contains:



Bonding *within* radicals is of a covalent character. Thus the full bond formula of the HCN molecule is



while that of the [CN]<sup>−</sup> ion is



The formula of the [NH<sub>4</sub>]<sup>+</sup> ion will be discussed later.

Ions like [CN]<sup>−</sup> and [NH<sub>4</sub>]<sup>+</sup> are called “molecular” ions. The square brackets indicate that the charge is somewhere on the radical as a whole, but they are often omitted: CN<sup>−</sup> and NH<sub>4</sub><sup>+</sup>. This should not be misinterpreted as implying, for example, that the charge on the cyanide ion is located on the nitrogen atom.

### 9.3 Some important radicals

Formula of radical	Name as electropositive constituent of compounds	Name as electronegative constituent of compounds
<b><i>Non-metal-like</i></b>		
(a) Forming one covalent bond or a singly charged anion		
OH		hydroxide
NO <sub>2</sub>	nitryl	nitrite
NO <sub>3</sub>		nitrate
CN	cyanogen	cyanide
SCN	thiocyanogen	thiocyanate
CH <sub>3</sub> CO <sub>2</sub>		acetate
CH <sub>3</sub> (Me)	methyl	methyl
C <sub>6</sub> H <sub>5</sub> (Ph)	phenyl	phenyl
(b) Forming two covalent bonds or a doubly charged anion		
CO <sub>3</sub>		carbonate
SO <sub>3</sub>		sulfite
SO <sub>4</sub>		sulfate
(c) Forming three covalent bonds or a triply charged anion		
PO <sub>4</sub>		phosphate
<b><i>Metal-like</i></b>		
Forming a singly charged cation		
NH <sub>4</sub>	ammonium	
NMe <sub>4</sub>	tetramethylammonium	

#### Notes

- All the nonmetal-like radicals form covalent bonds with sufficiently electronegative atoms or radicals. This includes nitrate and sulfate, e.g. in MeNO<sub>3</sub> and Me<sub>2</sub>SO<sub>4</sub>.
- All the nonmetal-like radicals form anions with sufficiently electropositive elements. This includes methyl and phenyl, e.g. in Na<sup>+</sup>Me<sup>-</sup> and Na<sup>+</sup>Ph<sup>-</sup>.
- The NMe<sub>4</sub> radical forms a similar amalgam to NH<sub>4</sub>.

**Exercise**

Draw a simple bond formula for each of the following ions:

- (i) hydroxide,  $\text{OH}^-$
- (ii) thiocyanate,  $\text{SCN}^-$
- (iii) acetate,  $\text{CH}_3\text{CO}_2^-$
- (iv) carbonate,  $\text{CO}_3^{2-}$
- (v) sulfate,  $\text{SO}_4^{2-}$

(For answers, see Appendix 1)

## 9.4 Nomenclature

### Nomenclature of radicals

The names given above are based on those recommended by IUPAC - the International Union of Pure and Applied Chemistry (see Chap. 7). Though not very systematic, they reflect long established usage. The use of the endings -ite and -ate to indicate a lower and higher oxo-anion (e.g. nitrite, nitrate) parallels the use

[bookboon.com](http://bookboon.com)

# Corporate eLibrary

See our Business Solutions for employee learning

Click here



Download free eBooks at [bookboon.com](http://bookboon.com)

Click on the ad to read more

British schools teach different names as advised by the Association for Science Education (ASE):

IUPAC	ASE
nitrite	nitrate(III)
nitrate	nitrate(V)
sulfite	sulfate(IV)
sulfate	sulfate(VI)
acetate	ethanoate

The ASE names are derived from IUPAC rules for naming less common ions. These names, however, are only used in British schools. Everywhere else in the world (in the chemical literature, chemical industry, other sciences, and other countries), IUPAC names are used.

### Nomenclature of pseudo-binary compounds

Pseudo-binary compounds are named in a similar way to binary compounds. In general, the name of the electropositive constituent is cited first, and that of the electronegative constituent second. Strictly speaking, this requires the incorporation of radicals in the electrochemical series, but in practice, this is only done very roughly. Thus  $\text{NO}_3$  and  $\text{SO}_4$  are always regarded as being the electronegative constituent of a compound, even though in a few cases this is disputable, e.g. in  $\text{FNO}_3$ .

Examples of nomenclature:

$\text{CH}_3\text{Cl}$	methyl chloride
$\text{NaCH}_3$	sodium methyl
$(\text{CH}_3)_2\text{SO}_4$	dimethyl sulfate
$\text{FNO}_3$	fluorine nitrate

(Note: some of these have alternative names, e.g. chloromethane.)



# 10 The Periodic Table

This was put forward by Mendeleev in 1869, predating the elucidation of the structure of the atom.

## 10.1 The Periodic Law

This was summed up by Mendeleev in the statement: “The elements, if arranged according to their atomic weights, exhibit an evident periodicity of properties.”

Here, “atomic weight” is equivalent to relative atomic mass (RAM). We would now put atomic number. It was fortunate for Mendeleev that RAM largely parallels atomic number.

“Periodicity of properties” means that, after a certain number of elements, an element of similar properties to an earlier one occurs.

The property that Mendeleev most had in mind was valency.

Thus:

Element	Valency
H	1
He	0
Li	1
Be	2
B	3
C	4
N	3, (5)
O	2
F	1
Ne	0
Na	1
Mg	2
Al	3
Si	4
P	3, 5
S	2, 4, 6
Cl	1, 3, 5, 7
Ar	0
K	1
Ca	2

Note that the repetition is not complete. Sulfur and chlorine have valencies additional to those of oxygen and fluorine. The Periodic Law is not an exact law. Like the Electrochemical Series, however, it is a useful approximation.

Moving on to heavier elements there is a complication. This can be seen in the following chart, where elements after argon are compared with the preceding eight elements.

Element	Valency	
Ar	0	(like Ne) —————
K	1	like Na (valency = 1)
Ca	2	like Mg (valency = 2)
Sc	2, 3	like Al in main valency (3)
Ti	2, 3, 4	like Si in main valency (4)
V	2, 3, 4, 5	like P in highest valency (5)
Cr	2, 3, 4, 5, 6	like S in highest valency (6)
Mn	2, 3, 4, 5, 6, 7	like Cl in highest valency (7)
Fe	2, 3, 4, 6	
Co	2, 3, 4	
Ni	2, 3, 4	
Cu	1, 2, 3	like Na in lowest valency (1)
Zn	2	like Mg (valency = 2)
Ga	1, 3	like Al in main valency (3)
Ge	2, 4	like Si in main valency (4)
As	3, 5	like P (valencies = 3, 5)
Se	2, 4, 6	like S (valencies = 2, 4, 6)
Br	1, 3, 5, 7	like Cl (valencies = 1, 3, 5, 7)
Kr	0, 2	like Ar in main valency (0) —————

18

For the first few elements, there is a repetition of properties. Similarities then diminish and are confined to the highest valency. After a gap, they then start up again in the lowest valency, and continue in the main valencies until the next inert gas is reached, not 8 elements after argon, but 18.






- The number 1 MOOC for Primary Education
- Free Digital Learning for Children 5-12
- 15 Million Children Reached

**About e-Learning for Kids** Established in 2004, e-Learning for Kids is a global nonprofit foundation dedicated to fun and free learning on the Internet for children ages 5 - 12 with courses in math, science, language arts, computers, health and environmental skills. Since 2005, more than 15 million children in over 190 countries have benefitted from eLessons provided by EFK! An all-volunteer staff consists of education and e-learning experts and business professionals from around the world committed to making difference. eLearning for Kids is actively seeking funding, volunteers, sponsors and courseware developers; get involved! For more information, please visit [www.e-learningforkids.org](http://www.e-learningforkids.org).

This pattern repeats itself for the next 18 elements, ending in xenon. Then a similar complication occurs, there being 32 elements before the next inert gas is reached (the radioactive gas which used to be called “emanation”, and is now named after its most stable isotope, radon). This pattern then repeats itself. Note that the lengths of the periods (2, 8, 8, 18, 18, 32, 32, ...) are equal to  $2a^2$  ( $a = 1, 2, 3, \dots$ ).

Chemists have dealt with these complications in various ways, and suggested many different forms of Periodic Table. Before the advent of the quantum theory, the preferred form had eight groups. The periods of 18 elements were divided into two series of eight, with three elements in the same group. The periods of 32 elements were likewise divided into two, with 15 elements in one group and again three in another. The result looked like this:

I	II	III	IV	V	VI	VII	VIII
H							He
Li	Be	B	C	N	O	F	Ne
Na	Mg	Al	Si	P	S	Cl	Ar
K Cu	Ca Zn	Sc Ga	Ti Ge	V As	Cr Se	Mn Br	Fe Co Ni Kr
Rb Ag	Sr Cd	Y In	Zr Sn	Nb Sb	Mo Te	Tc I	Ru Rh Pd Xe
Cs Au	Ba Hg	La-Lu Tl	Hf Pb	Ta Bi	W Po	Re At	Os Ir Pt Em
Fr	Ra	Ac-					

Elements in each group are divided into two subgroups according to the degree of similarity between them. This form of table contorts the longer periods, but captures the relationships shown on the previous chart. Even the elements of the last group are related in their highest valency (Ru, Os, and Xe form volatile tetroxides,  $\text{RuO}_4$ ,  $\text{OsO}_4$ , and  $\text{XeO}_4$ , valency = 8). This type of table is called the “short” form.

Some early chemists preferred a different form of table. They regarded the periods of 18 elements as containing additional series of 10 elements, and the periods of 32 elements, additional series of 10 and 14. They based this on (i) differences between the elements in these series and those in the periods of 8, and (ii) similarities between elements in these series. For example, Ti, V, Cr, Mn, Fe, Co, Ni, and Cu are all metals exhibiting variable valency and forming coloured compounds. Most modern chemists treat the periods of 18 and 32 similarly, but base this largely on the quantum theory of atomic structure, according to which the series of 10 elements arise from the filling of a d shell, and of 14 from the filling of an f (for details, see Appendix 4). When the members of the additional series are put in separate groups, the result is the “long” form of table (where the numbers on the left signify the period number):



- (iii) The transition series are differentiated into “first-row”, “second-row”, etc. The inner transition series are differentiated into “lanthanides” and “actinides” after the names of their first members.
- (iv) The remaining groups are called “main groups” and the elements “main-group elements”. The rows are sometimes referred to as “first”, “second”, “third”, etc., but some chemists call H - He the first row, others Li - Ne. To be absolutely safe, it is best to refer to the “lithium row”, “sodium row”, etc.
- (v) Various schemes have been used to label the groups. The main ones are set out in columns 2–4 below. The A/B numbering is based on the short form of table, IUPAC’s on the semi-long form.

An advertisement for SKF. It features a woman with long dark hair smiling in the foreground, with a wind turbine in the background against a blue sky. The text 'Brain power' is in large white letters. To the right, there is a block of text about wind energy and SKF's role. At the bottom left, there is a call to action to visit the SKF website. The SKF logo is in the bottom right corner.

# Brain power

By 2020, wind could provide one-tenth of our planet's electricity needs. Already today, SKF's innovative know-how is crucial to running a large proportion of the world's wind turbines.

Up to 25 % of the generating costs relate to maintenance. These can be reduced dramatically thanks to our systems for on-line condition monitoring and automatic lubrication. We help make it more economical to create cleaner, cheaper energy out of thin air.

By sharing our experience, expertise, and creativity, industries can boost performance beyond expectations. Therefore we need the best employees who can meet this challenge!

The Power of Knowledge Engineering

Plug into The Power of Knowledge Engineering.  
Visit us at [www.skf.com/knowledge](http://www.skf.com/knowledge)

**SKF**

Group (specified by first member)	European A/B	American A/B	IUPAC	<b>This text</b>
Lithium	IA	IA	1	<a href="#">1M</a>
Beryllium	IIA	IIA	2	<a href="#">2M</a>
Lanthanum	IIIA	IIIB	3	<a href="#">3IT</a>
Cerium	IIIA	IIIB	3	<a href="#">4IT</a>
...	...	...		...
Ytterbium	IIIA	IIIB	3	<a href="#">16IT</a>
Scandium	IIIA	IIIB	3	<a href="#">3T</a>
Titanium	IVA	IVB	4	<a href="#">4T</a>
Vanadium	VA	VB	5	<a href="#">5T</a>
Chromium	VIA	VIB	6	<a href="#">6T</a>
Manganese	VIIA	VIIIB	7	<a href="#">7T</a>
Iron	VIIIA	VIIIB	8	<a href="#">8T</a>
Cobalt	VIIIA	VIIIB	9	<a href="#">9T</a>
Nickel	VIIIA	VIIIB	10	<a href="#">10T</a>
Copper	IB	IB	11	<a href="#">11T</a>
Zinc	IIB	IIB	12	<a href="#">See §10.5</a>
Boron	IIIB	IIIA	13	<a href="#">3M</a>
Carbon	IVB	IVA	14	<a href="#">4M</a>
Nitrogen	VB	VA	15	<a href="#">5M</a>
Oxygen	VIB	VIA	16	<a href="#">6M</a>
Fluorine	VIIIB	VIIA	17	<a href="#">7M</a>
Helium	VIIIB	VIIIA	18	<a href="#">8M</a>

The scheme most commonly used today is the one promoted by IUPAC. This was designed to resolve the confusion between the two A/B schemes. However, the IUPAC system has a serious deficiency. On the A/B schemes, the main groups are numbered 1–8, corresponding to the maximum valency exerted by elements in each group, and (except for He) the number of valence electrons possessed by their atoms (see Chapter 11). To recover this correspondence, I shall use the labels in the last column of the table above, where M stands for “main”, T for “transition”, and IT for “inner-transition”.

As the different schemes can easily be confused, when you use a label yourself, you should explain which system you are using. To be absolutely safe it is best to refer to the “carbon group”, “iron group”, etc.



(vi) The following groups of elements are referred to by the names indicated:

Group 1M	Alkali metals
(Mg,) Ca – Ra	Alkaline earth metals
Sc, Y, La – Lu	Rare earth metals
Ru – Pd, Os – Pt	Platinum metals
Group 11T	Coinage metals
Group 6M	Chalcogens
Group 7M	Halogens
Group 8M	Inert or noble gases

### Note

“Chalcogen” is formed by analogy with “halogen”, which means “producer of salt” (Chap. 3). Chalcogen means producer of calx, the substance left after a metal or mineral has been burned (Latin *calx*, lime, probably from Greek *khalix*, pebble, limestone; the word “chalk” comes from the same root).

## 10.3 Use of the table

The table brings together similar elements into groups. Thus, if we know the properties of some members of a group, we can work out approximately the properties of other members, thus easing the burden on the memory and helping us to make predictions. Note, however, that we need to know a certain amount of chemistry before we can use the Periodic Table. Properties can vary markedly within a group (think of Group 4M) and we need to know enough chemistry to establish the trends within a group before our predictions will be reliable. This operation is assisted by the relationship between trends in one group and trends in another, but even so, we should not underestimate how much chemistry we need to know before the Periodic Table will prove helpful to us.

## 10.4 General features

### (i) Distribution of electronegativities

Electronegativities generally increase from left to right and from bottom to top.

### (ii) Distribution of valencies

#### *Main groups*

Up to Group 4M, the principal valency is given by the group number, *N*. A valency two less, however, becomes increasingly important in going down Groups 3M and 4M.

Beyond Group 4M, the principal valency is given by  $8 - N$ , but higher valencies occur for the heavier elements. These rise in units of two up to a maximum of  $N$ . They are brought out only with the most electronegative elements.

#### *Transition groups*

Up to Group 8T, the maximum valency is given by  $N$ , though this is not achieved by iron. The maximum valency collapses after Group 8T, falling to 2 by the zinc group.

Most elements have one or more valencies below the maximum, differing characteristically by ones.

#### *Inner transition elements*

The principal valency of the lanthanides is 3 throughout. The pattern of valencies for the actinides is similar to that for the transition series. For some of these elements, group relationships are weak.

With us you can  
shape the future.  
Every single day.

For more information go to:  
[www.eon-career.com](http://www.eon-career.com)

Your energy shapes the future.

**e-on**



**Exercises**

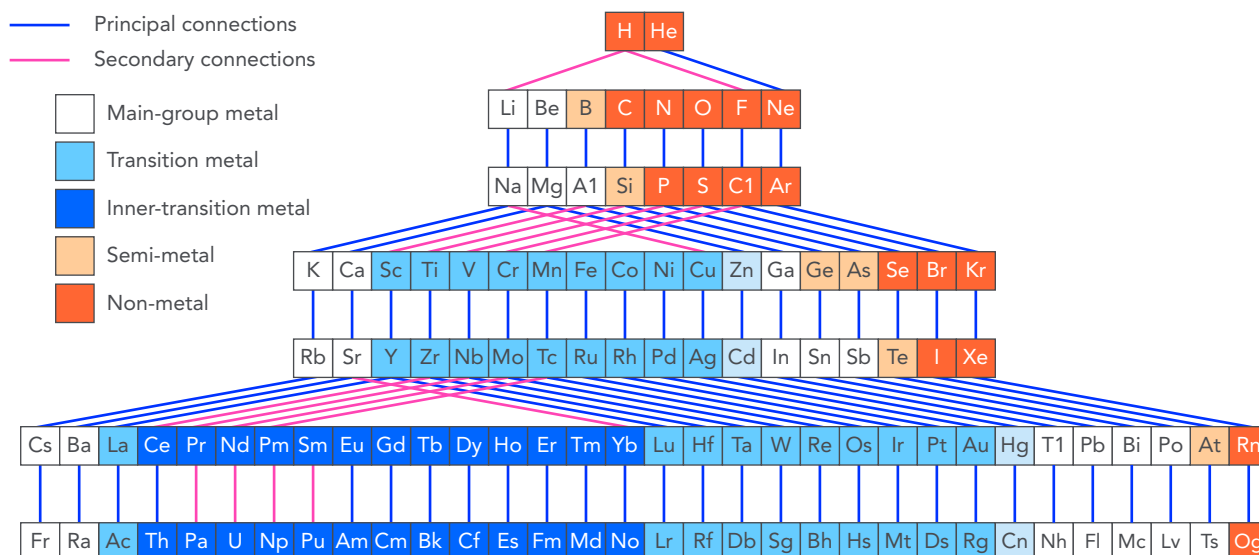
- (i) Test the above statement about the distribution of electronegativities in the Periodic Table using a table of values from a textbook.
- (ii) Test the above statement about the distribution of valencies of main-group elements in the Periodic Table using the list of valencies given in Chapter 8.
- (iii) Use the Periodic Table to predict the general properties of element 114.

(For answers, see Appendix 1)

## 10.5 A better form of table

A disadvantage of the form of table currently used is that it loses completely the secondary relationships shown in the chart in Section 10.1 (i.e. between 3-valent Sc and Al, 4-valent Ti and Si, 5-valent V and P, etc.). These relationships can be shown in a pyramidal form of table as pictured below. Principal connections are indicated by blue lines and secondary connections by red ones.

### Hull Periodic Table, as at [www.hull.ac.uk/chemistry/hullptable](http://www.hull.ac.uk/chemistry/hullptable)



You will notice that Mg is connected to Zn by a blue line as well as to Ca. This is because Zn, Cd, and Hg are like Mg in being bivalent metals. One trivalent compound of Hg has been reported, but this is very unstable (it decomposes within a few seconds at  $-78\text{ }^{\circ}\text{C}$ ). The effect of this connection is to make Zn, Cd, and Hg part of main group 2M, and to shorten the transition series. This means that the zinc group should not be labelled 12T, but as a subgroup of 2M (2M').

Recent quantum-mechanical calculations, however, suggest that  $\text{HgF}_4$  molecules might be stable enough for them to be formed from  $\text{HgF}_2$  molecules and fluorine at low temperatures.  $\text{HgF}_2$  molecules polymerize, but can be kept apart in an inert matrix. Workers have obtained possible evidence for the formation of  $\text{HgF}_4$  by irradiating a matrix of mercury atoms and fluorine in solid neon. [X. Wang, L. Andrews, S. Riedel, and M. Kaupp, *Angew. Chem. Int. Ed.*, 2007, Vol. 46, pp. 8371–8375.] These studies, if confirmed, point to the zinc group being weakly transitional. Taking it as transitional simplifies the table and designation of groups. I have indicated this in the table by very light shading.

## Further reading

“Presenting the Periodic Table”, *Education in Chemistry*, 1988, Vol. 25, pp.185-187.

“The best form of Periodic Table”, *Education in Chemistry*, 1987, Vol. 24, pp.171-173.

“Labelling of the Periodic Table”, *Chemistry International*, 1989, Vol. 11, pp. 171-173.

“Table for all seasons”, *Chemistry World*, April 2009, pp. 37-38.

be > your degree

Bring your talent and passion to a global organization at the forefront of business, technology and innovation. Discover how great you can be. Visit [accenture.com/bookboon](http://accenture.com/bookboon)

Be greater than.  
consulting | technology | outsourcing

accenture  
High performance. Delivered.

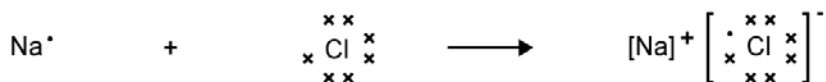
© 2013 Accenture. All rights reserved.

# 11 Interpretation of main-group valencies in terms of a simple model of main-group atoms

## 11.1 Basic theory


The valencies of main-group elements can be interpreted on the basis of a very simple model of atoms and bonding, as was done originally by Lewis (1916). Such a model is as follows:

1. Atoms consist of a nucleus, shells of inner or “core” electrons, and a shell of outer or “valence” electrons. Except for hydrogen and helium, the number of valence electrons is given by the group number,  $N$ .
2. Except for hydrogen and helium, the number of electrons in a complete shell is eight. This is the number possessed by inert gas atoms (except He), and constitutes a stable arrangement. This arrangement is called an “octet”.
3. For hydrogen and helium, the number of valence electrons is one (H) or two (He), and the number in a complete shell, two.
4. Atoms combine in ways that enable them to achieve an even number of electrons, especially a complete shell. (Very few main-group molecules have an odd number of electrons; exceptions are NO, NO<sub>2</sub>, and ClO<sub>2</sub>.)
5. One way atoms achieve complete shells is by the transfer of electrons from those with a smaller number of outer electrons to those with a larger number to form ions, e.g.




This explains why the positive electrovalencies of main-group elements are given by  $+N$  and the negative electrovalencies by  $-(8 - N)$ . (Here dots and crosses are used to indicate electrons from different atoms. Electrons are indistinguishable, however, and Lewis formulae are often drawn just with dots. I will use dots and crosses to start with, to help you to see where electrons have come from.)

6. Another mode of combination is by the sharing of electrons between atoms, e.g.



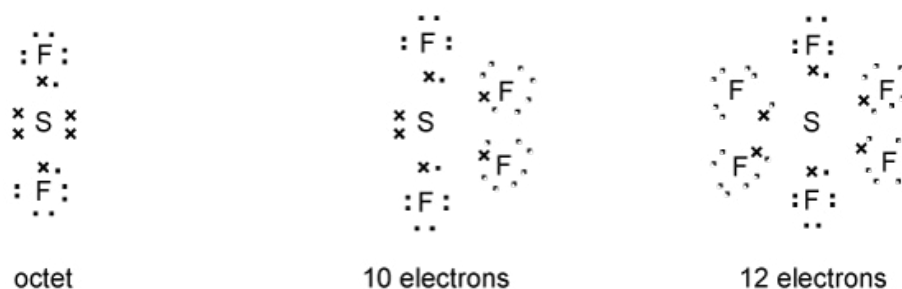
Each shared pair of electrons corresponds to a covalent bond - one pair to a single bond, two to a double bond, three to a triple bond. (Shared pairs are called “bond” pairs, unshared pairs “lone” pairs.) This mechanism explains why the principal covalencies of main-group elements are given by  $N$  up to Group 4M and  $8 - N$  thereafter.

7. Combinations between the ionic and covalent extremes correspond to unequal sharing of the bonding electron pairs, e.g.:



Note that the bonding electrons are closer to the more electronegative atom.

8. In combination with atoms of more electronegative elements, some atoms can increase the number of electrons around them above the number for a closed shell, e.g.:



This explains why, for elements beyond Group 4M, valencies can rise above  $8 - N$ , in twos, up to a maximum of  $N$ . When an element has such a valency, it is said to be “hypervalent”.

9. Hydrogen is a special case, having one electron in a shell of total capacity two. Stable arrangements can be achieved by the loss of an electron (to give  $H^+$ ), gain of an electron (to give  $H^-$ ), or sharing an electron pair as in  $H-H$ . The formation of  $H^-$  was predicted by Lewis and verified by examining the electrical properties of fused lithium hydride. The latter is obtained as a white powder, m.p. 680 °C, by heating lithium in hydrogen. In the molten state, it conducts electricity, and lithium is deposited at the cathode and hydrogen at the anode, in quantities in accordance with Faraday’s Laws. (In the electrolysis of aqueous acids, of course, hydrogen appears at the cathode.)

Lewis’s theory explains the relations between ordinary valency, electrovalency, and covalency found in Chapter 8 (e.g.  $V = |E| = C = 1$  for hydrogen).

**Exercise**

Write a Lewis structure for each of the following species:

(i)  $\text{H}_2\text{O}$ ; (ii)  $\text{NH}_3$ ; (iii)  $\text{BF}_3$ ; (iv)  $\text{N}_2$ ; (v)  $\text{ClF}_3$ ; (vi)  $\text{H}_2\text{SO}_4$ .

(For answers, see Appendix 1)

## 11.2 Refinement of model in the light of the quantum theory of atoms

- (i) The valence shell of 8 actually comprises two shells: an s shell of 2 and a p shell of 6 (for details, see Appendix 4). The valency of  $N - 2$  for heavier members of Groups 3M and 4M corresponds to the non-participation of the s electrons in the bonding, as if they formed part of the core. This is called the “inert-pair” effect.
- (ii) Calculations show that, in molecules formed by main-group elements, only s and p orbitals of the valence shell are used (not d). This sets an upper limit of 8 to the number of electrons in the valence shell. The reason why molecules like  $\text{SF}_6$  can form is that the polarity of the bonds reduces the number of electrons in the valence shell of the central atom to  $\leq 8$ . The 12 electrons in the Lewis structure reside in a somewhat larger shell than the valence shell, located partly on the fluorine atoms. This is called the “Lewis shell”.

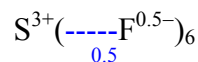


“I studied English for 16 years but...  
...I finally learned to speak it in just six lessons”  
Jane, Chinese architect

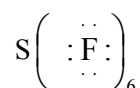
ENGLISH OUT THERE

Click to hear me talking before and after my unique course download

For there to be  $\leq 8$  electrons in the valence shell of the sulfur atom in  $\text{SF}_6$ , the polarity of the molecule must be  $\text{S}^{x+}(\text{F}^{x/6-})_6$  with  $x \geq 2$ . (For an explanation, see Appendix 5.) Quantum-mechanical calculations give  $x \sim 3$ . This corresponds to the semipolar bond structure:

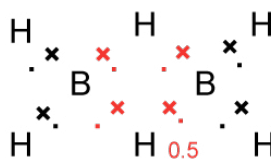


Note that the valency of the sulfur atom is still 6, but is made up of a covalency of 3 and an electrovalency of +3. The corresponding Lewis structure is

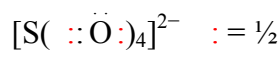


with a space between the bonding pair and the sulfur atom to indicate polarity.

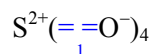
- (iii) Modern theory pictures molecules like benzene and diborane as having pairs of electrons delocalized over several atoms. Lewis structures for such molecules can be drawn with fractional electron pairs, as in the example below. The fractions indicate that each pair of electrons spends a fraction of time between one pair of nuclei and a fraction between another pair.



Refinements (ii) and (iii) both apply to species like  $\text{SO}_4^{2-}$ . A simple bond formula for this can be drawn with  $1\frac{1}{2}$  bonds. A Lewis structure can therefore be drawn with  $1\frac{1}{2}$  bonding pairs:



I have again put a space between the bonding electrons and the sulfur atom to indicate polarity. In this case, to keep within an octet, the polarity must be  $\text{S}^{x+}(\text{O}^{y-})_4$  with  $4y - x = 2$  and  $x \geq 2$ . Quantum-mechanical calculations give  $x \sim 2$ . This suggests the structure



with each sulfur-oxygen bond having an ionic component of  $\frac{1}{2}$  ( $S^{\frac{1}{2}+}O^-$ ) and a covalent component of 1 ( $\frac{2}{3}$  of a fully covalent  $1\frac{1}{2}$  bond), totalling  $1\frac{1}{2}$ .

**Exercises**

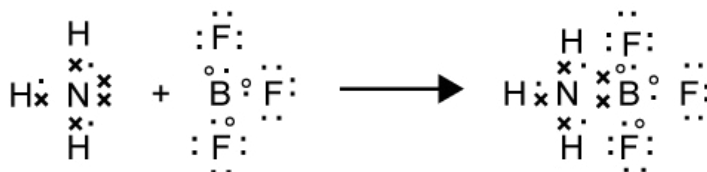
- (i) Calculate the lowest charge the phosphorus atom can carry in  $\text{PF}_5$ .
- (ii) Write a Lewis structure for  $\text{CH}_3\text{NO}_2$ , and calculate the lowest charge the nitrogen atom in this molecule can have.
- (iii) Repeat this for the  $[\text{NO}_3]^-$  ion, with fractional pairs.

(For answers, see Appendix 1)

### 11.3 The dative bond

Ammonia gas ( $\text{NH}_3$ ) reacts with boron trifluoride gas ( $\text{BF}_3$ ) to give a colourless molecular solid,  $\text{H}_3\text{NBF}_3$ . This can be explained by adding a further postulate to 1–9 above:

10. A bond can be formed between an atom with a lone pair and an atom with an incomplete shell, e.g.



The boron atom now has an octet, and there is a new kind of bond between the nitrogen atom and the boron. This is similar to a covalent bond, but instead of one electron being supplied by each atom, both electrons come from the same atom, in this case the nitrogen.

The bond just described has been variously written and variously named. One way of writing it is



whence the name “dative” bond (Latin, *dare*, give). Another way of formulating it is to imagine first the transfer of one electron to give  $\text{N}^+$  and  $\text{B}^-$  and then the formation of an ordinary covalent bond:

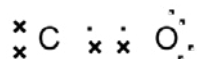


From this, it is sometimes called a “semipolar double bond” - a combination of a single ionic bond and a single covalent bond.

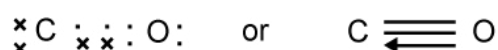
In practice, there can be little doubt that a dative bond is generally weaker than a double bond. In  $\text{Me}_3\text{NBF}_3$ , the N–B distance is about 1.6 Å, as compared with about 1.4 for a double bond and 1.6 for a single bond. The donation of the electron pair is evidently only partial - enough to form about half an ionic bond and half a covalent bond to give a bond order of about one. The symbol  $^+\text{X} \text{---} \text{Y}^-$  for a donor bond thus needs to be used with care. For most purposes, the symbol  $\text{X} \rightarrow \text{Y}$  is preferable, since it does not imply a particular bond order.



The dative bond has proved a mixed blessing to the concept of valency. On the one hand, it enables formulae to be drawn for a great many species that could not satisfactorily be formulated without it. An example is carbon monoxide, which when formulated as  $\text{C}=\text{O}$  does not do justice to the fact that the bond length is 1.13 Å, as compared with 1.22 Å for  $\text{C}=\text{O}$  in aldehydes and ketones. When written as a Lewis structure, however,



the possibility of the formation of a donor bond becomes evident, to complete the octet of the carbon atom:



The shorter distance is now accommodated. Many other examples will be given in the chapter on coordination compounds (Chap. 13).

**DUKE**  
THE FUQUA  
SCHOOL  
OF BUSINESS

**BUSINESS HAPPENS**

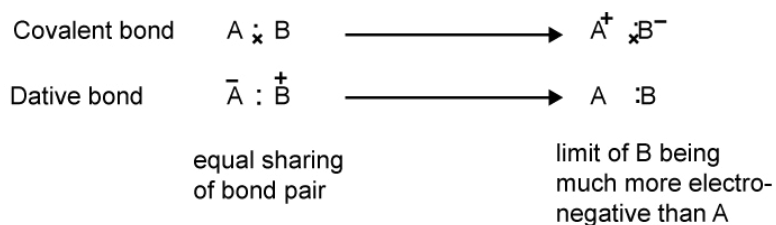
[www.fuqua.duke.edu/globalmba](http://www.fuqua.duke.edu/globalmba)

**Learn More >**

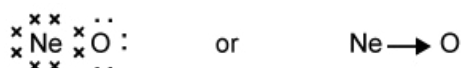
**HERE.**



On the other hand, the dative bond is of indefinite order. The degree of donation is evidently dependent on the relative electronegativities of the donor and the acceptor, and this can vary widely. In the case of an ordinary covalent bond, this does not matter, since loss of covalency through unequal sharing of the bonding pair is compensated for by gain in electrovalency. In the case of the dative bond, however, it is not, and in the limit of unequal sharing there is no bond at all:



This means that dative bonds do not form everywhere where they might be predicted to on paper, so that dative bonding tends to be something that is invoked to explain the formulae of molecules once they are known, rather than a means of predicting the formulae of molecules yet to be made. Thus, for example, we can write down on paper a molecule of the formula



but no substance of this composition has ever been made. Presumably, the neon atom is too electronegative to part with its electrons.

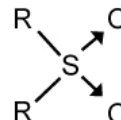
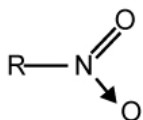
#### Exercise

Write a Lewis structure for (i)  $\text{CH}_3\text{NC}$ ; (ii)  $[\text{NNN}]^-$

(For answers, see Appendix 1)

$\text{X}=\text{O}$  or  $\text{X} \rightarrow \text{O}$ ?

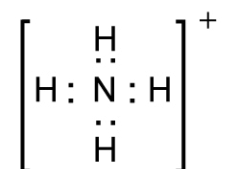
Donor bonds allow atoms to preserve their octet where my treatment uses polar double bonds. For example:



Here  $R = \text{CH}_3, \text{F}, \text{O}^-$ , etc. Lewis gave a dot formula of this type for  $[\text{SO}_4]^{2-}$ . The Oxford chemist N.V. Sidgwick extended this to other molecules. Most modern textbooks follow Sidgwick, at least for nitrogen compounds. However, quantum-mechanical calculations suggest that polar double bonds are a better approximation for most molecules (or even polar triple bonds as in CO if the symmetry allows it). Exceptions are molecules of the type  $\text{R}_3\text{NO}$  with weakly electronegative R groups (e.g.  $\text{CH}_3$ ). For these a donor bond is better. [Note that the N–O bond in  $(\text{CH}_3)_3\text{NO}$  is much longer (1.40 Å) than that in  $\text{F}_3\text{NO}$  (1.16 Å).]

## Ammonium

The Lewis structure for the  $[\text{NH}_4]^+$  ion can be derived by regarding it either (i) as a derivative of  $\text{N}^+$  (with four valence electrons, forming covalent bonds to four hydrogen atoms), or (ii) as a derivative of  $\text{NH}_3$  and  $\text{H}^+$  (the lone pair on the nitrogen atom forming a dative bond with  $\text{H}^+$ ). The result is the same:



## 11.4 Isoelectronic principle

Systems are said to be “isoelectronic” (Greek *isos*, equal) if they have the same number of nuclei and the same number of electrons. Thus,  $\text{Na}^+$  and  $\text{F}^-$  are isoelectronic with Ne, and the following constitutes an isoelectronic series:



The isoelectronic principle states that, for small variations in nuclear charge at least, the arrangement of electrons in isoelectronic species is approximately same.

A simple example of this is provided by the  $\text{OH}^-$  ion. This is isoelectronic with the HF molecule,  $\text{O}^-$  having the same number of electrons as F. Now the bond formula for the HF molecule is

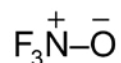


According to the isoelectronic principle, therefore, the bond formula of  $\text{OH}^-$  can be written



with F replaced by  $\text{O}^-$ .

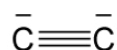
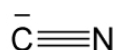
This principle is particularly helpful in thinking about species containing dative bonds. Such species are often isoelectronic with, and close in nuclear charge to, stable species containing ordinary covalent bonds. Thus,



is isoelectronic with  $\text{CF}_4$ ,  $\text{N}^+$  having the same number of electrons as C and  $\text{O}^-$  as F. Similarly



is isoelectronic with  $\text{N}_2$ ,  $\text{C}^-$  and  $\text{O}^+$  having the same number of electrons as N. It is also isoelectronic with the cyanide ion and the acetylide ion



Our tools are designed to experience pressures up to

# 35 Kpsi

That's 2,380 times atmospheric pressure, or **458 elephants** standing on a soccer ball.

**Who are we?**  
We are the world's leading provider of reservoir characterization, drilling, production, and processing technologies to the oil and gas industry.

**Who are we looking for?**  
We offer countless opportunities in the following domains:

- Operations
- Research, Engineering, and Manufacturing
- Geoscience and Petrotechnical
- Commercial and Business

We're looking for high-energy, self-motivated graduates with vision and integrity to join our team.

What will you be?

careers.slb.com

**Schlumberger**

Thus, it seems that, if the parent species is stable enough, species that are isoelectronic with it will also be stable, provided that the nuclear charges do not differ too much. The last point is illustrated by the series  $\text{N}_2$ ,  $\text{CO}$ ,  $\text{BF}$ ,  $\text{BeNe}$ , the third and fourth members of which do not exist as stable substances.

**Exercise**

Write down the formulae of as many species as you know to exist that are isoelectronic with  $\text{CO}_2$ .

(For answers, see Appendix 1)

## 11.5 Transition elements

Lewis's model can explain some of the valencies of transition elements. If their atoms have  $N$  valence electrons ( $N = \text{group number}$ ), this accounts for the highest valencies up to group 8T. If a complete shell contains 18 electrons, this explains the formulae of many "nonclassical" compounds, considered in Chapter 13. A valence shell of 18 electrons corresponds to the filling of d, s, and p orbitals (3d, 4s, and 4p for first-row transition elements; 4d, 5s, and 5p for second-row; 5d, 6s, and 6p for third-row).

However, this leaves many valencies unaccounted for. To explain how these arise, Lewis suggested that transition-element atoms can have variable cores. Consider, for example, titanium. This has a valency of four, equal to the group number. Its atom therefore has four valence electrons. However, titanium also has a valency of three. In this valency, its compounds have similar structures to those of scandium, whose atom has three valence electrons. In trivalent compounds, therefore, a titanium atom behaves as if it has only three valence electrons, i.e. as if the fourth electron has become part of the core. In other words, the core of a titanium atom can be  $[\text{Ar}]$  or  $[\text{Ar}3\text{d}^1]$  (the configurations of  $\text{Ti}^{4+}$  and  $\text{Ti}^{3+}$  respectively) depending on how the atom is bound. Lewis structures can accordingly be drawn for transition-element compounds by specifying the charge on the core (in this case  $\text{Ti}^{4+}$  or  $\text{Ti}^{3+}$ ).

The valencies of inner transition elements may also be understood in terms of variable cores and  $\leq N$  valence electrons (on my group numbering).

## 11.6 Shapes of molecules

Lewis structures can be used to explain and predict the shapes of molecules. The basic assumption is that, if the core of an atom is effectively spherical (as for most atoms it is), groups of electrons in the Lewis shell (single bond pairs, double-bond quartets, fractional bond pairs, etc.) get as far apart as possible. Thus, two groups take up a linear arrangement, three a trigonal-planar one, four tetrahedral, five trigonal-bipyramidal, six octahedral, and so on.

For main-group atoms, lone pairs are included. For example, in an  $\text{H}_2\text{O}$  molecule, there are two bond pairs and two lone pairs round the oxygen atom. These take up a tetrahedral arrangement, making the molecule angular, as observed. For transition-metal atoms, lone pairs are excluded (Chap. 13).

This theory is called “valence-shell electron-pair repulsion (VSEPR) theory” or “electron-domain (ED) theory”. It is described in detail in most textbooks.

### Further reading

“Modified Lewis theory”, *Chemistry Education: Research and Practice*, 2001, Vol. 2, pp. 67–72 (Part 1), 179–182 (Part 2) [<http://www.uoi.gr/cerp>]; *Recent Research Developments in Inorganic Chemistry*, 2004, Vol. 4, pp. 1–11.

“A modern version of Lewis’s theory of valency”, *Foundations of Chemistry*, 2015, Vol. 17, pp. 153–162; 2016, Vol. 18, p. 85.

## Join American online LIGS University!

Interactive Online programs  
BBA, MBA, MSc, DBA and PhD

### Special Christmas offer:

- ▶ enroll **by December 18th, 2014**
- ▶ **start studying and paying only in 2015**
- ▶ **save up to \$ 1,200** on the tuition!
- ▶ Interactive Online education
- ▶ visit [ligsuniversity.com](http://ligsuniversity.com) to find out more!

Note: LIGS University is not accredited by any nationally recognized accrediting agency listed by the US Secretary of Education. More info [here](#).



## 12 Compounds of higher order than two

Higher order compounds inevitably present a more complicated picture than binary compounds. It is possible, however, to introduce a certain amount of classification, as indicated below.

### 12.1 Limiting types

The limiting types of higher-order compounds are the same as the limiting types of binary compound, namely:

*Metallic.* Formed generally by the combination of metallic elements and having the characteristic properties of metallic elements.

*Nonmetallic.* Formed generally by the combination of nonmetals and having the characteristic properties of nonmetals.

*Salt-like.* Formed generally by the combination of metals and nonmetals, and having the characteristic properties of salt.

### 12.2 Metallic compounds

Metallic compounds of higher order than two are similar to those of order two.

Examples are the compounds  $\sim\text{FeCu}_{13}\text{Ni}_6$  and  $\sim\text{FeCuNi}_2$  formed in the iron-copper-nickel system.

### 12.3 Nonmetallic and salt-like compounds

These may be broadly divided into two types:

- (i) *Simple*, whose structure can be explained by the same valency rules as for binary compounds.
- (ii) *Complex*, whose structure cannot be so explained.

#### 12.3.1 Simple nonmetallic compounds

These are similar to binary nonmetallic compounds.

Examples:	dichloromethane	$\text{CH}_2\text{Cl}_2$
	carbonyl chloride	$\text{COCl}_2$
	hydroxylamine	$\text{NH}_2\text{OH}$
	phosphoryl chloride	$\text{POCl}_3$
	thionyl chloride	$\text{SOCl}_2$
	dimethyl sulfate	$(\text{CH}_3)_2\text{SO}_4$

**Exercise**

Write down the simple bond formula of each of the above compounds.

(For answers, see Appendix 1)

Some compounds of this type can be conveniently treated as if they were compounds of lower order (Chap. 9).

### 12.3.2 Simple salt-like compounds

These are similar to binary salt-like compounds. They are of two types:

- (i) simple pseudo-low-order compounds;
- (ii) multiple compounds.

These will be discussed in turn.

#### (i) *Simple pseudo-low-order compounds*

Compounds of this type have already been discussed under pseudo-binary compounds (Chap. 9). They are compounds containing molecular ions obeying the valency rules, e.g.,  $\text{CN}^-$ ,  $\text{SO}_4^{2-}$ ,  $\text{CH}_3\text{CO}_2^-$ .

#### (ii) *Multiple compounds*

These are salt-like compounds, formed by the combination of two or more simpler salt-like compounds, that contain the same ions in the molten state, or give the same ions in aqueous solution, as the compounds from which they are made.

An example is  $\text{KMgCl}_3$ . This is prepared by fusing  $\text{MgCl}_2$  with  $\text{KCl}$  in the ratio 1:1. It is a colourless solid, dissolving in water to give a colourless solution. In the solid state, it is an insulator, but in the melt and in solution it is a good electrolytic conductor, with conductivities closely similar to the values that would be calculated for a mixture of  $\text{MgCl}_2$  and  $\text{KCl}$  of the same composition. The solution in water gives all the characteristic tests for  $\text{K}^+$ ,  $\text{Mg}^{2+}$ , and  $\text{Cl}^-$  ions, and each can be precipitated with the usual reagents. For example, one mole of  $\text{KMgCl}_3$  gives three moles of  $\text{AgCl}$  on treatment with an excess of silver nitrate. The compound may thus be formulated  $\text{K}^+\text{Mg}^{2+}(\text{Cl}^-)_3$ . A similar compound can be made by fusing one mole of  $\text{MgCl}_2$  with two moles of  $\text{KCl}$ . This may be formulated  $(\text{K}^+)_2\text{Mg}^{2+}(\text{Cl}^-)_4$ .

As here defined, multiple compounds represent a limiting type, with 100% ionic bonding. The category can be widened, however, to admit compounds that, while being predominately polar, have some degree of covalent or metallic bonding as well. In this wider sense, further examples are provided by the following minerals:

		Approximate constitution
Spinel	$\text{MgAl}_2\text{O}_4$	$\text{Mg}^{2+}(\text{Al}^{3+})_2(\text{O}^{2-})_4$
Perovskite	$\text{CaTiO}_3$	$\text{Ca}^{2+}\text{Ti}^{4+}(\text{O}^{2-})_3$
Magnetite	$\text{Fe}_3\text{O}_4$	$\text{Fe}^{2+}(\text{Fe}^{3+})_2(\text{O}^{2-})_4$

Multiple compounds are subdivided into double compounds, triple compounds etc. If compounds are salts, they are also called “multiple salts”. Multiple oxides are called “mixed oxides”.

Multiple compounds are named by a straightforward extension of the system used for binary compounds. The names of the electropositive constituents are cited first, followed by the names of the electronegative ones. Names of constituents are often cited in electronegativity order (EO), but IUPAC recommends alphabetical order (AO). The proportions of the constituents are indicated in the usual ways.

Example:      EO:  $\text{NaFeO}_2$     sodium iron dioxide, or sodium iron(III) oxide  
                     AO:  $\text{FeNaO}_2$     iron sodium dioxide, or iron(III) sodium oxide

### Exercise

Name the following compounds:

(i)  $\text{K}_2\text{MgCl}_4$ ;    (ii)  $\text{KMgCl}_3$ ;    (iii)  $\text{Fe}_3\text{O}_4$ .

(For answers, see Appendix 1)

### 12.3.3 Complex nonmetallic and salt-like compounds

These are compounds, formed by the addition of two or more simple compounds, whose structure cannot be accounted for by the simple valency rules. Specifically, one or more of the atoms present are bound to more other atoms than the valency rules require.

They may be broadly divided into two types:

(i) *Coordination compounds*. These are compounds whose structure can be rationalized in terms of a characteristic number (or set of numbers) of atoms attached to the central atom. This number is called the “coordination number”.

(ii) *Loose compounds*. These are compounds whose structure cannot be rationalized in the above way. They are more easily dissociated into their components than type (i), and appear to be more loosely held together.

Coordination compounds are considered in detail in Chapter 13 and loose compounds in Chapter 14.



## Notes

- (i) Loose compounds are usually called “addition compounds”. However, this term has a wider meaning, covering some other types of compound formed by addition. Although my term “loose compound” is not in general use, it is sufficiently descriptive to be generally understood.
- (ii) The term “complex compound” is often used more narrowly than the way I have used it here, being taken as synonymous with coordination compound. The way I have used it, however, accords with its literal meaning, viz. the opposite of a simple compound.

**ie business school**

**#1 EUROPEAN BUSINESS SCHOOL**  
FINANCIAL TIMES 2013

**#gobeyond**

**MASTER IN MANAGEMENT**

**Because achieving your dreams is your greatest challenge.** IE Business School's Master in Management taught in English, Spanish or bilingually, trains young high performance professionals at the beginning of their career through an innovative and stimulating program that will help them reach their full potential.

- Choose your area of specialization.
- Customize your master through the different options offered.
- Global Immersion Weeks in locations such as Rio de Janeiro, Shanghai or San Francisco.

***Because you change, we change with you.***

[www.ie.edu/master-management](http://www.ie.edu/master-management) | [mim.admissions@ie.edu](mailto:mim.admissions@ie.edu) | [f](#) [t](#) [in](#) [You Tube](#) [i](#)

# 13 Coordination compounds

## 13.1 Basic theory

When aqueous ammonia is added to a solution of cobalt dichloride,  $\text{CoCl}_2$ , a blue precipitate forms of the corresponding hydroxide,  $\text{Co}(\text{OH})_2$ , which dissolves on the addition of an excess of ammonia to give a solution that immediately begins to absorb oxygen and turn brown. From the oxidized solution, the following compounds can be isolated:

Composition	Colour
(I) $\text{CoCl}_3 \cdot 6\text{NH}_3$	orange yellow
(II) $\text{CoCl}_3 \cdot 5\text{NH}_3 \cdot \text{H}_2\text{O}$	pink
(III) $\text{CoCl}_3 \cdot 5\text{NH}_3$	purple

A great many other compounds of this type can be prepared, (i) by starting with other cobalt salts, and (ii) by carrying out further reactions with the compounds first obtained. Among these other compounds are two other chlorides:

(IV) $\text{CoCl}_3 \cdot 4\text{NH}_3$	violet
(V) $\text{CoCl}_3 \cdot 4\text{NH}_3$	green

At first sight, the properties of compounds (I) - (V) are very puzzling:

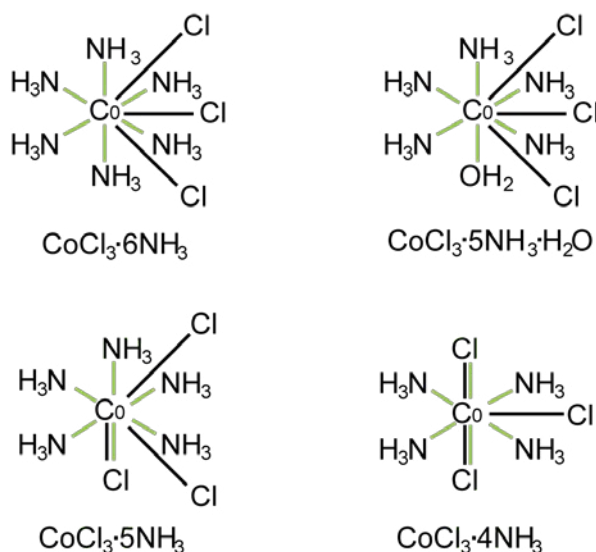
- (i) All of them fail to give a brown precipitate of  $\text{Co}(\text{OH})_3$  when treated with sodium hydroxide solution - a property expected of compounds containing the  $\text{Co}^{3+}$  ion. Only on boiling does a precipitate form.
- (ii) All of them fail to give ammonium chloride when treated with concentrated hydrochloric acid - a reaction that would be expected of a compound containing ammonia. Only on boiling with sodium hydroxide is ammonia evolved.
- (iii) While all of them give a precipitate of silver chloride when treated with silver nitrate in aqueous solution, the amount that is precipitated in the cold is in some cases less than expected, as shown in the table below. In these cases, the full amount is only obtained by leaving the solution to stand for a long time or by boiling it.
- (iv) The five compounds give different numbers of ions in solution, as judged from (a) the electrical conductivities of their solutions in comparison with those of other electrolytes, (b) the extent to which they depress the freezing point of water. The numbers of ions judged to be present are shown in the table below.

Compound	Moles of AgCl precipitated per mole	Number of ions present in solution per $\text{CoCl}_3$
(I) $\text{CoCl}_3 \cdot 6\text{NH}_3$	3	4
(II) $\text{CoCl}_3 \cdot 5\text{NH}_3 \cdot \text{H}_2\text{O}$	3	4
(III) $\text{CoCl}_3 \cdot 5\text{NH}_3$	2	3
(IV) $\text{CoCl}_3 \cdot 4\text{NH}_3$	1	2
(V) $\text{CoCl}_3 \cdot 4\text{NH}_3$	1	2

These properties, and those of many other compounds of a similar kind, were brilliantly rationalized by Alfred Werner in 1893. In this year, at the age of only 26, he proposed what is now referred to as his “coordination theory”, for which he was awarded a Nobel Prize in 1913. Its principal postulates are as follows:

- (1) An atom exhibits two types of valency, its ordinary valency ( $V$ ), and a valency that determines the number of neighbouring atoms to which it is bound (the “coordination number”).
- (2) An atom’s ordinary valency is satisfied by other atoms or radicals; its coordination number is satisfied by atoms, radicals, or molecules.
- (3) Bonds to neighbouring atoms are directed towards fixed positions in space.

On the basis of postulates (1) and (2), Werner formulated compounds (I)–(V) as shown diagrammatically below. Ordinary valency bonds are designated by black lines (—) and bonds between neighbouring atoms by green lines (—). The cobalt atoms have their ordinary valency of three (as in  $\text{CoF}_3$ ) and are given a coordination number of six. The other atoms are given coordination numbers to match (e.g. four for the nitrogen atom in  $\text{NH}_3$ , leaving one for the cobalt).



Now if in these formulations the single black lines are taken to be ionic bonds, and the green and double lines are taken to be bonds of a non-ionic character, the properties of compounds (I) - (V) given above are fully explained. Thus (I) and (II) would be expected to give three  $\text{Cl}^-$  ions in solution, (III) only two, and (IV) and (V) only one. This leads to the customary formulations:

- |           |   |
|-----------|---|
| (I)       | $[\text{Co}(\text{NH}_3)_6]\text{Cl}_3$ containing the $[\text{Co}(\text{NH}_3)_6]^{3+}$ ion;                                     |
| (II)      | $[\text{Co}(\text{NH}_3)_5\text{H}_2\text{O}]\text{Cl}_3$ containing the $[\text{Co}(\text{NH}_3)_5\text{H}_2\text{O}]^{3+}$ ion; |
| (III)     | $[\text{CoCl}(\text{NH}_3)_5]\text{Cl}_2$ containing the $[\text{CoCl}(\text{NH}_3)_5]^{2+}$ ion;                                 |
| (IV), (V) | $[\text{CoCl}_2(\text{NH}_3)_4]\text{Cl}$ containing the $[\text{CoCl}_2(\text{NH}_3)_4]^+$ ion.                                  |

The existence of two isomers of  $[\text{CoCl}_2(\text{NH}_3)_4]\text{Cl}$  was explained by Werner on the basis of postulate (3). Indeed, the fact that only two isomers of this formula were known led him to propose that the arrangement of atoms around the cobalt atom is an octahedral one, since other arrangements would lead to more than two isomers. This is shown in the following table.

# SMS from your computer

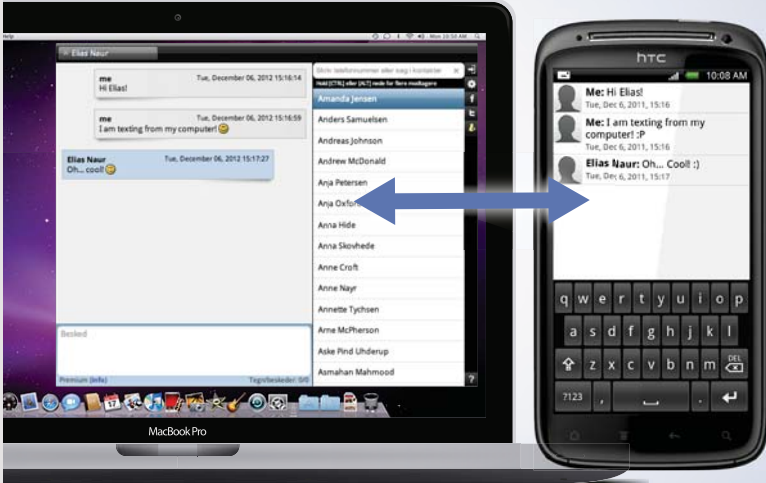
...Sync'd with your Android phone & number


FREE  
30 days trial!

Go to

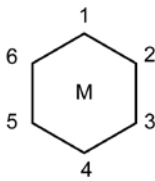
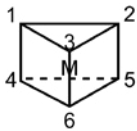
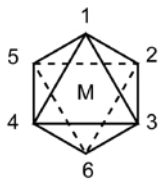
BrowserTexting.com

and start texting from  
your computer!




**BrowserTexting**

**Known isomers vs. the number theoretically possible for three different structures**

Complex type	Number of known isomers	Number of isomers theoretically possible		
		 Planar	 Trigonal prism	 Octahedral
$\text{MA}_5\text{B}$	One	One	One	One
$\text{MA}_4\text{B}_2$	Two	Three (1,2; 1,3; 1,4)	Three (1,2; 1,4; 1,6)	Two (1,2; 1,6)
$\text{MA}_3\text{B}_3$	Two	Three (1,2,3; 1,2,4; 1,2,5)	Three (1,2,3; 1,2,4; 1,2,6)	Two (1,2,3; 1,2,6)

The absence of a third isomer of  $[\text{CoCl}_2(\text{NH}_3)_4]\text{Cl}$  does not of course prove that the octahedral structure is correct. The third isomer may simply be much less stable or more difficult to isolate. Werner was able to prove, however, that the octahedral structure is the correct one by preparing a compound that would be expected to exist in optically active forms if the structure were octahedral, but not if it was planar or a trigonal prism, and showing that the compound can indeed be resolved into optically active isomers. This conclusion has been verified by X-ray crystallography.

Most metals can form some coordination compounds, but few form as many as trivalent cobalt. Others that do include trivalent chromium, and bi- and quadri-valent platinum. Trivalent chromium and quadrivalent platinum have the same coordination number and geometry as trivalent cobalt; bivalent platinum has a coordination number of four with the groups around it arranged in a square.

The complex part of a coordination compound may be a cation, an anion, or an uncharged molecule. For example:

complex cation	$[\text{Co}(\text{NH}_3)_6]^{3+}$
complex anion	$[\text{CoF}_6]^{3-}$ , $[\text{Co}(\text{CN})_6]^{3-}$ , $[\text{Co}(\text{NO}_2)_6]^{3-}$
neutral complex	$[\text{CoCl}_3(\text{NH}_3)_3]^0$ , $[\text{Co}(\text{NO}_2)_3(\text{NH}_3)_3]^0$

Neutral complexes are frequently more soluble in nonpolar organic solvents than they are in water. When they do dissolve in water, they behave as non-electrolytes.

**Exercise**

(i) Interpret the following observations on the basis of Werner's coordination theory:

Compound	Empirical formula	Moles of AgCl precipitated per mole on treatment with AgNO <sub>3</sub>	Number of ions in solution per PtCl <sub>2</sub>
(I)	PtCl <sub>2</sub> ·4NH <sub>3</sub>	2	3
(II)	PtCl <sub>2</sub> ·2NH <sub>3</sub>	0	0
(III)	PtCl <sub>2</sub> ·2NH <sub>3</sub>	0	0
(IV)	2KCl·PtCl <sub>2</sub>	0	3

(ii) On mixing solutions of (I) and (IV) a green precipitate is formed, called Magnus's green salt. Suggest a formula for this, and comment on its relation to (II) and (III).

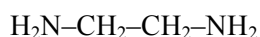
(For answers, see Appendix 1)

## 13.2 Terminology of coordination compounds

A species like  $[\text{Co}(\text{NH}_3)_6]^{3+}$  is called a “coordination entity”. The atom in the middle is called the “central atom”, the attached groups are called “ligands” (Latin, *ligare*, bind), and the atoms by which they are attached, “coordinating” or “ligating” atoms. The ligands are said to be “coordinated” or “ligated” to the central atom. They are also said to be in the “coordination sphere” of the central atom.

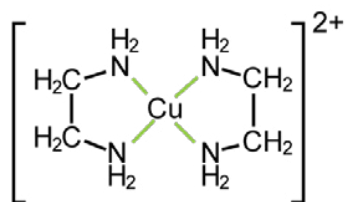
Following Werner, the number of coordinating atoms around the central atom is called the “coordination number” of the central atom. This term is also used by crystallographers (Chap. 6). However, the latter use it to describe a particular structure, whereas Werner used it more as a valency. A better term for this purpose would be “coordinate valency”.

A ligand containing more than one coordinating atom is called a multidentate (literally “many-toothed”) ligand, the number of coordinating atoms being indicated by the terms “unidentate”, “bidentate”, etc. An example of such a ligand is ethylenediamine, usually abbreviated en:



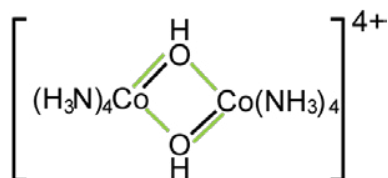
This can coordinate through its two nitrogen atoms in the same way as two molecules of  $\text{CH}_3\text{NH}_2$  or  $\text{NH}_3$ . Thus, just as the addition of ammonia to a solution containing  $\text{Cu}^{2+}$  leads to the formation of the deep blue  $[\text{Cu}(\text{NH}_3)_4]^{2+}$  ion, so the addition of ethylenediamine leads to the formation of the dark blue-violet  $[\text{Cu}(\text{en})_2]^{2+}$ :





A multidentate ligand is said to function as a “chelate” ligand when it attaches itself to a central atom through more than one of its coordinating atoms, as in the example above. The resulting species is called a chelate. This comes from the Greek word for a crab’s claw (*khēlē*) and describes the way in which the ligand grasps the central atom between two or more of its coordinating members.

A ligand is said to function as a “bridging” ligand when it is attached to more than one coordinating centre. An example is the hydroxide ion in



Coordination entities of this sort are described as “polynuclear”, the number of central atoms being designated by the terms “mononuclear”, “dinuclear”, etc.

## The Wake

the only emission we want to leave behind

Low-speed Engines Medium-speed Engines Turbochargers Propellers Propulsion Packages PrimeServ

The design of eco-friendly marine power and propulsion solutions is crucial for MAN Diesel & Turbo. Power competencies are offered with the world's largest engine programme – having outputs spanning from 450 to 87,220 kW per engine. Get up front!  
Find out more at [www.mandieselturbo.com](http://www.mandieselturbo.com)

Engineering the Future – since 1758.

**MAN Diesel & Turbo**



## Note

As “nuclear” is a Latin word, it should properly have Latin numerical prefixes. However, the use of Greek prefixes is well established in this context (contrast “multinuclear” NMR). IUPAC also use Greek prefixes with “dentate” (“didentate”, etc.).

## 13.3 Nomenclature of coordination compounds

Coordination compounds are named according to the recommendations of IUPAC (see Chap. 7). The basic rules are as follows.

1. A coordination entity has a one-word name, formed from the name of the central atom and the names of the ligands.
2. If the entity is a cation or neutral, the usual name of the central atom is used (e.g. cobalt). If the entity is an anion, the name of the central atom is changed to end in -ate (e.g. cobaltate). For a few elements, Latin forms are used for anions (e.g. ferrate, cuprate).
3. Most neutral ligands have their usual names. A few have special names, e.g.

$\text{NH}_3$	ammine
$\text{H}_2\text{O}$	aqua

4. Anionic ligands have their usual names, modified to end in -o, e.g.

$\text{CH}_3\text{CO}_2^-$	acetato
----------------------------	---------

A few have special names, e.g.

$\text{Cl}^-$	chloro
$\text{O}^{2-}$	oxo
$\text{OH}^-$	hydroxo
$\text{NO}_2^-$ (coordinated through N)	nitro

5. The numbers of ligands are indicated by Greek numerical prefixes (di, tri, tetra, penta, hexa, etc.). Where these would create ambiguity, multiplicative prefixes (bis, tris, tetrakis, pentakis, hexakis, etc.) and brackets are used, e.g. bis(methylamine).
6. Ligands are listed first, in alphabetical order (e.g. triamminedibromochloro), followed by the central atom.
7. There are alternative ways of indicating the overall stoichiometry, as illustrated below for the compound  $[\text{CoCl}(\text{NH}_3)_5]\text{Cl}_2$  (cf. Chap. 7).



- (i) By specifying the oxidation number of the central atom,  
e.g. pentaamminechlorocobalt(III) chloride
  - (ii) By specifying the charge on the coordination entity,  
e.g. pentaamminechlorocobalt(2+) chloride
  - (iii) By specifying the proportions of the constituent ions,  
e.g. pentaamminechlorocobalt dichloride
8. Bridging ligands are indicated by  $\mu$  and separated by hyphens,  
e.g.  $\mu$ -chloro-,  $\mu$ -di- $\mu$ -hydroxo-



**Exercise**

Name the coordination compounds in the previous exercise.

(For answers, see Appendix 1)

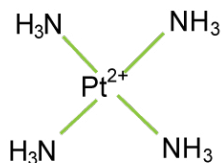
## 13.4 Bonding in coordination compounds

The bonding in coordination compounds is most easily described in the manner first proposed by the Oxford chemist N. V. Sidgwick in 1923. Sidgwick suggested that

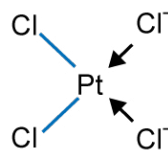
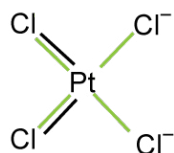
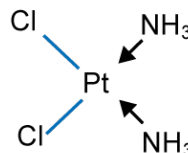
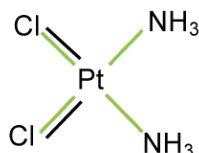
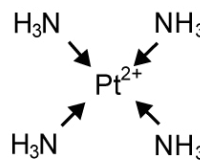
- (i) the bonds indicated by both a black and a green line (  ) in the above formulae are ordinary covalent bonds,
- (ii) the bonds indicated by a green line alone (  ) are donor bonds, the ligand acting as the donor and the central atom as the acceptor.

This is illustrated below, where I have taken the single black lines in Werner's formulae to be ionic bonds and used my symbol for a covalent bond (Section 8.3):

Werner



Sidgwick



## TURN TO THE EXPERTS FOR SUBSCRIPTION CONSULTANCY

Subscribe is one of the leading companies in Europe when it comes to innovation and business development within subscription businesses.

We innovate new subscription business models or improve existing ones. We do business reviews of existing subscription businesses and we develop acquisition and retention strategies.

Learn more at [linkedin.com/company/subscribe](https://www.linkedin.com/company/subscribe) or contact Managing Director Morten Suhr Hansen at [mha@subscribe.dk](mailto:mha@subscribe.dk)

**SUBSCRIBE** - to the future

Sidgwick based his hypothesis on the following observations:

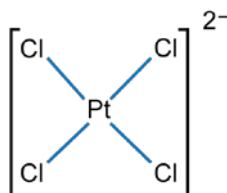
- (i) All ligands thought to be bound by a dative bond possess at least one unshared pair of electrons, and no ligand is ever required to form more dative bonds than the number of lone pairs it has available.
- (ii) For many of the more stable coordination compounds (stable, that is, with respect to dissociation), the number of electrons calculated to be round the central atom on the above model is the same as the number of electrons round the atom of the next inert gas. For example:

$[\text{Co}(\text{NH}_3)_6]^{3+}$	$\text{Co}^{3+}$ has	24 electrons
	6 $\text{NH}_3$ donate	12 electrons
	Total	36 cf. Kr

This he called the “effective atomic number rule”. It is now called the “inert/noble gas rule”, or the “18-electron rule”. The latter is based on the number of outer electrons (i.e. electrons outside an [Ar], [Kr], or [Xe4f<sup>14</sup>] core):

$[\text{Co}(\text{NH}_3)_6]^{3+}$	$\text{Co}^{3+}$ has	6 outer electrons
	6 $\text{NH}_3$ add	12 electrons
	Total	18

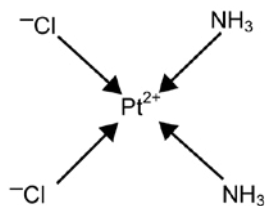
Sidgwick recognized that, when the above formula for  $[\text{PtCl}_4]^{2-}$  is drawn as a Lewis structure with only dots, all the Pt–Cl bonds are the same (Pt:Cl), as observed experimentally. He accordingly also wrote the formula (in my symbolism):



This effectively places the negative charge on the platinum atom.

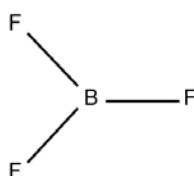
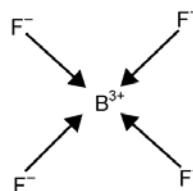
Sidgwick’s understanding of the bonding in coordination compounds is accepted today in a slightly modified form. This is as follows:

- (i) The bonds thought by Sidgwick as covalent bonds are now regarded as having some ionic character, in common with other electron-pair bonds between unlike atoms.
- (ii) These bonds are replaced by their ionic-cum-dative equivalent, i.e.  $\text{A}-\text{B}$  is replaced by  $\text{A}^+ \leftarrow \text{B}^-$ . This gives for  $[\text{PtCl}_2(\text{NH}_3)_2]$ :

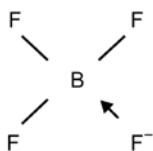


This is equivalent to taking all of the black lines in the earlier formulae as ionic bonds and all of the green lines as dative bonds.

The merit of the modern formulation is that it represents all the coordinate bonds in the same way. Its disadvantage, however, is that it exaggerates the extent to which it is necessary to go beyond a simple formulation, and creates inconsistencies of the type illustrated below:

Formula of  $\text{BF}_3$ Formula of  $\text{BF}_4^-$ 

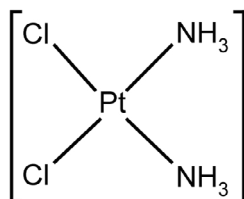
For many purposes, it is better to use Sidgwick's formulae, with his covalent bonds reckoned as polar (— in my symbolism):



## Notes

- (i) The extent to which a ligand donates its electrons varies widely. Quantum-mechanical calculations indicate that in some complex ions the degree of donation is small (e.g. in  $[\text{AlF}_6]^{3-}$  it is only ~15%). In these cases, most of the coordinate bonding comes from the attraction between the positive charge on the central atom and the negative charge on the coordinating atoms. (Neutral ligands are polar with a negative charge on the coordinating atom. For example, the charge on the N atom of  $\text{NH}_3$  is about  $-0.8$ .)
- (ii) The 18-electron rule is of limited applicability among classical coordination compounds. It holds for octahedral cobalt(III) and platinum(IV) complexes, but not chromium(III) (15 electrons) or square-planar platinum(II) (16 electrons). Classical compounds of transition elements are best treated as containing variable cores (Chap. 11). Complexes containing  $>18$  outer electrons, e.g. octahedral nickel(II) (20), can be understood in the same way as main-group compounds with  $>8$  outer electrons: i.e. polarity of the coordinate bonds reduces the number of electrons round the central atom.


(iii) Modern chemists often represent coordination entities by simple single-stroke formulae (Chap. 6), e.g.

**Exercise**

Write a bond formula for each of the following species:

(i)  $[\text{CoCl}(\text{NH}_3)_5]^{2+}$ ; (ii)  $[\text{SiF}_6]^{2-}$ ; (iii)  $[\text{Co}(\text{ox})_3]^{3-}$  (ox = oxalate,  $\text{C}_2\text{O}_4^{2-}$ ).




(For answers, see Appendix 1)



# How to retain your top staff

FIND OUT NOW FOR FREE

**DO YOU WANT TO KNOW:**

-  What your staff really want?
-  The top issues troubling them?
-  How to make staff assessments work for you & them, painlessly?

**Get your free trial**

Because happy staff get more done

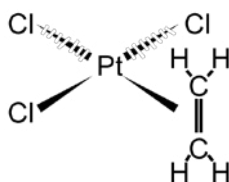
## 13.5 Nonclassical coordination compounds

Transition elements form coordination compounds with some ligands that bind weakly, if at all, to main-group electron-pair acceptors (e.g.  $\text{BF}_3$ ). The principal ligands of this type are carbon monoxide and unsaturated hydrocarbons. Some examples of compounds are:

*Nickel carbonyl*,  $\text{Ni}(\text{CO})_4$ . This is made by passing carbon monoxide over nickel powder. It is a colourless liquid, boiling at  $43^\circ\text{C}$ . The  $\text{Ni}(\text{CO})_4$  molecule is tetrahedral. The C–O bond length is  $1.15\text{ \AA}$ , which is similar to that in CO ( $1.13\text{ \AA}$ ), and shorter than that in aldehydes and ketones (typically  $1.22\text{ \AA}$ ). This suggests that the molecule should be formulated  $[\text{Ni}(\leftarrow\text{CO})_4]$ , with zero-valent nickel, rather than  $\text{Ni}(\text{=C=O})_4$ , with octovalent. However, the strength of the bonds compared with the weakness of bonds between CO and main-group acceptors indicates some enhancement of the bonding.

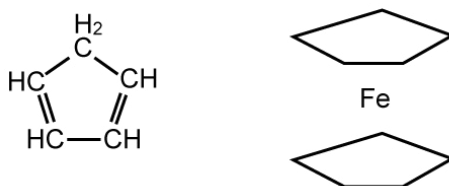
*Iron pentacarbonyl*,  $\text{Fe}(\text{CO})_5$ . This is made by heating iron powder with carbon monoxide in an autoclave (at  $200^\circ\text{C}$  and 200 atm). It is a yellow liquid, boiling at  $103^\circ\text{C}$ . The molecule is trigonal bipyramidal, with a C–O distance of  $1.15\text{ \AA}$ , as in  $\text{Ni}(\text{CO})_4$ .

*Ziese's salt*. This can be made by shaking a solution of  $\text{K}_2[\text{PtCl}_4]$  in aqueous hydrochloric acid with ethylene. It forms yellow crystals, which X-rays show contain square-planar  $[\text{PtCl}_3(\text{C}_2\text{H}_4)]^-$  ions with the  $\text{C}_2\text{H}_4$  bound sideways on:



Since  $\text{C}_2\text{H}_6$  does not form a similar compound, the presumption is that the  $\text{C}_2\text{H}_4$  molecule is bound to the platinum atom by one of the electron pairs from the double bond. This may be indicated:  $\text{Pt}\leftarrow||$ , where  $||$  represents the double bond. There may again be some enhancement of the bonding.

*Ferrocene*,  $\text{Fe}(\text{C}_5\text{H}_5)_2$ . This can be made by several methods, starting from cyclopentadiene,  $\text{C}_5\text{H}_6$  (below left). It forms brown crystals, melting at  $173^\circ\text{C}$ . X-rays show that, instead of each  $\text{C}_5\text{H}_5$  radical being bound to the iron atom through one carbon atom ( $>\text{CH}-\text{Fe}-\text{CH}<$ ), the rings are bound face on, producing a “sandwich” structure (below right). The rings display aromatic reactivity, undergoing substitution rather than addition.



The molecule is most easily formulated with integral bonds in the rings (as above left with  $-\text{CH}_2-$  replaced by  $-\text{CH}<$ ). There is then one  $\text{Fe}-\text{C}$  bond to each ring and two  $\text{Fe}\leftarrow\parallel$  bonds. However, the  $\text{Fe}-\text{C}$  and  $\text{C}-\text{C}$  bond lengths are all the same. Therefore a better formulation is with equal ring bonds, of value 1.4 (the average of three single bonds and two double). There are then five  $\text{Fe}--_{0.2}--\text{C}$  bonds to each ring (a single bond shared between five linkages) and five  $\text{Fe}<--_{0.4}--\parallel$  bonds.

Compounds of this type conform to the 18-electron rule better than classical coordination compounds. Thus:

$\text{Ni}(\text{CO})_4$ : a nickel atom has 10 outer electrons; each CO molecule donates 2 electrons; the total number of electrons is therefore  $10 + 4 \times 2 = 18$ .

$\text{Fe}(\text{CO})_5$ : an iron atom has 8 outer electrons; the total number of electrons is therefore  $8 + 5 \times 2 = 18$ .

$\text{Fe}(\text{C}_5\text{H}_5)_2$ : Fe has 8 outer electrons; each  $\text{C}_5\text{H}_5$  radical shares its unpaired electron to form one  $\text{Fe}-\text{C}$  bond or five  $\text{Fe}--_{0.2}--\text{C}$  bonds (see above), and donates four electrons to form two  $\text{Fe}\leftarrow\parallel$  or five  $\text{Fe}<--_{0.4}--\parallel$  bonds; the total number of electrons in the molecule is therefore  $8 + 2 \times (1 + 4) = 18$ .

The platinum atom in  $[\text{PtCl}_3(\text{C}_2\text{H}_4)]^-$  has only 16 electrons, but this number is characteristic of square-planar complexes (the “16-electron rule”).

Note that the shapes of  $\text{Ni}(\text{CO})_4$  and  $\text{Fe}(\text{CO})_5$  are determined by the bonding electrons alone (contrast main-group molecules, Chap. 11).

## Further reading

“Valency”, *Journal of Chemical Education*, 1997, Vol. 74, pp. 465–470.

This gives a modern version of Werner’s theory, and an alternative treatment of nonclassical compounds (by introducing a “nonclassical” valency).

[Note that the correct relation between coordinate valency and Werner’s “auxiliary” or “secondary” valency (p. 468, col. 1, para. 3 up) is: secondary valency = coordinate valency – primary valency *used in coordination*.]

“Periodicity in the formulae of carbonyls and the electronic basis of the Periodic Table”, *Foundations of Chemistry*, 2013, Vol. 15, pp. 199–208.

# 14 Loose compounds and solutions

## 14.1 Solutions

Solutions are important in chemistry. They may be divided into two types: (i) normal and (ii) abnormal.

### 14.1.1 Normal solutions

These are where solute, solvent, and solution all have the same character:


Character	Bonding
metallic	metallic
nonmetallic, molecular	covalent/van der Waals
nonmetallic, framework	covalent
salt-like	ionic


Examples of normal solutions are alloys, petrol, and mixed salts. The solute and solvent have to be sufficiently alike for a solution to form (iron does not dissolve in sodium, paraffin oil in water, etc.).

## Struggling to get interviews?


Professional CV consulting & writing assistance from leading job experts in the UK.

Visit site





Take a short-cut to your next job!  
Improve your interview success rate by 70%.



**TheCVagency**  
Visit [thecvagency.co.uk](http://thecvagency.co.uk) for more info.



## Note

A “normal” solution used to refer to its concentration, but this usage has now been dropped.

### 14.1.2 Abnormal solutions

These are where solute, solvent, and solution do not all have the same character. Examples are:

- solutions of salt-like substances in molecular ones (e.g. sodium chloride in water);
- solutions of molecular substances having similar properties to the previous type (e.g. hydrogen chloride in water);
- solutions of metals in molecular substances (e.g. sodium in liquid ammonia).

I will consider these in turn.

#### Solutions of salt-like substances in molecular ones

Sodium chloride dissolves in water despite the fact that the latter is molecular. The solutions are good conductors of electricity, and undergo electrolysis in the same way as molten sodium chloride except that hydrogen is formed at the cathode (sodium reacts with water to give hydrogen). The freezing points of the solutions are approximately twice those expected for the presence of NaCl molecules (the factor approaches 2.00 at low concentrations). The solutions evidently contain  $\text{Na}^+$  and  $\text{Cl}^-$  ions like sodium chloride itself (Chap. 5).

Given the strong Coulombic attraction between  $\text{Na}^+$  and  $\text{Cl}^-$  ions in solid sodium chloride, it is at first sight surprising that the latter should dissolve in water. The reason must be that the  $\text{H}_2\text{O}$  molecule is very polar. We saw in Chapter 5 that the charge distribution is approximately  $(\text{H}^{0.4+})_2\text{O}^{0.8-}$ . Thus if  $\text{H}_2\text{O}$  molecules surround the  $\text{Na}^+$  ions with  $\text{O}^{0.8-}$  pointing towards them and the  $\text{Cl}^-$  ions with  $\text{H}^{0.4+}$  pointing towards them, considerable Coulombic attraction is generated, enough presumably to dissolve the ions.

For some cations, this attraction may be supplemented by some degree of dative bonding. For example, violet solutions of chromium(III) salts behave as if they contain relatively tightly bound  $[\text{Cr}(\text{H}_2\text{O})_6]^{3+}$  ions, analogous to  $[\text{Cr}(\text{NH}_3)_6]^{3+}$  ions. Thus, if a solution containing  $a$   $\text{Cr}^{3+}$  ions and  $b$   $\text{H}_2\text{O}$  molecules is added to water enriched with  $\text{H}_2^{18}\text{O}$  and some water is distilled from the mixture, the  $^{18}\text{O}:^{16}\text{O}$  ratio in this corresponds to rapid exchange, not with all the  $\text{H}_2\text{O}$  molecules in the original solution, but with  $(b - 6a)$ .

Solutions of salt-like substances do not always contain simple hydrated ions. For example, some solutions of chromium(III) salts are green. These contain complexes with the anions of the salt, e.g.  $[\text{CrCl}_2(\text{H}_2\text{O})_4]^+$ . Freezing points of copper sulfate solutions indicate that, except at very low concentrations, most of the salt is present, not as  $\text{Cu}^{2+}$  and  $\text{SO}_4^{2-}$  ions, but as  $[\text{CuSO}_4(\text{H}_2\text{O})_n]$ :

Concentration	Proportion as [CuSO <sub>4</sub> aq]
0.001 M	15%
0.01 M	50%
0.1 M	80%

When solutions containing only simple hydrated ions are required, salts of weakly coordinating cations (e.g. K<sup>+</sup>) or anions (e.g. ClO<sub>4</sub><sup>-</sup>, BF<sub>4</sub><sup>-</sup>) must be used.

Water is a particularly good ionizing solvent, but there are others. Among the most important are liquid NH<sub>3</sub> (b.p. -33 °C), liquid HF (b.p. 19.5 °C), 100% CH<sub>3</sub>CO<sub>2</sub>H (b.p. 118 °C), 100% H<sub>2</sub>SO<sub>4</sub> (b.p. 320 °C), and 100% HSO<sub>3</sub>F (b.p. 163 °C).

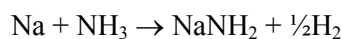
### Salt-like solutions of molecular substances

Anhydrous hydrogen chloride is a gas. However, it dissolves in water to give solutions that are very like sodium chloride solutions. That is, they conduct electricity and undergo electrolysis, giving hydrogen at the cathode and chlorine at the anode. Their freezing points are also approximately twice those expected for the presence of HCl molecules. The solutions evidently contain hydrated H<sup>+</sup> and Cl<sup>-</sup> ions. They will be discussed further in Chapter 17.

### Solutions of metals in liquid ammonia

Sodium dissolves in liquid ammonia. Dilute solutions are blue, concentrated ones are bronze-coloured. The solutions conduct electricity. The other alkali metals and the alkaline earth metals also dissolve in liquid ammonia, giving solutions of the same colour.

Since sodium metal comprises Na<sup>+</sup> ions and electrons (Chap. 5), the solutions may contain solvated Na<sup>+</sup> ions and electrons. This is supported by the fact that other metals give solutions of the same colour, the colour being due to solvated electrons. The formation of the latter seems to be due to the slowness of the expected reaction:



The solutions are indeed metastable, and catalysts soon give NH<sub>2</sub><sup>-</sup> + ½H<sub>2</sub>.

## 14.2 Loose compounds

These are formed between the components of some solutions. They may be divided into two classes: (i) molecule-molecule compounds; (ii) salt-molecule compounds.

### 14.2.1 Molecule-molecule compounds

When chlorine is passed into water cooled in ice, pale greenish-yellow crystals of chlorine hydrate separate. Chemical analysis gives its composition as approximately  $\text{Cl}_2 \cdot 7\text{H}_2\text{O}$ . An X-ray examination of its structure gives its ideal formula as  $3\text{Cl}_2 \cdot 23\text{H}_2\text{O}$  or  $\text{Cl}_2 \cdot 7.67\text{H}_2\text{O}$ . When gently warmed the crystals melt and in the dark evolve pure chlorine. The association between the chlorine molecules and the water molecules is evidently very weak.

Similar compounds are formed with other solutes and solvents, and between other molecular compounds generally.

#### Bonding

Compounds of this type seem generally to be held together by means of the same sort of forces by which the parent compounds are held together, viz. van der Waals' forces, plus forces arising from any polarity that the molecules may have. In some cases, however, these forces may be supplemented by varying degrees of dative bonding, leading in the limit to compounds of the coordination type.

As we have seen, the water molecule has considerable polarity, whence the low volatility of water. In a compound like  $3\text{Cl}_2 \cdot 23\text{H}_2\text{O}$ , the main force operating seems to be the attraction between the dipoles of the water molecules, forming a cage around the chlorine molecules. Such compounds are called "clathrate" compounds (Latin *clathratus*, meaning "enclosed by cross bars of a grating").

This e-book  
is made with  
**SetaPDF**



PDF components for PHP developers

[www.setasign.com](http://www.setasign.com)



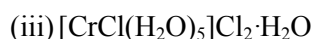
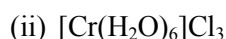
### 14.2.2 Salt-molecule compounds

The best-known examples of these are some of the salt hydrates. For example, sodium sulfate crystallizes from water at room temperature in the form of large crystals of  $\text{Na}_2\text{SO}_4 \cdot 10\text{H}_2\text{O}$ . These readily lose their water of crystallization, efflorescing in air to a powder of anhydrous  $\text{Na}_2\text{SO}_4$ . The water molecules are evidently only relatively loosely associated with the ions of the salt.

Not all salt hydrates are, of course, loose compounds. For many of them the association of at least some of the water molecules is much stronger. An instructive example is provided by the compound  $\text{CrCl}_3 \cdot 6\text{H}_2\text{O}$ , which exists in three forms.

- (i) A dark green form, made by crystallizing the anhydrous chloride from water. One mole of this loses two moles of water when placed over concentrated sulfuric acid, and precipitates only one mole of  $\text{AgCl}$  to start with when treated with silver nitrate solution.
- (ii) A greyish-blue form, made by refluxing a solution of (i) for some time, then cooling the solution in ice and saturating it with hydrogen chloride. This does not lose water over sulfuric acid, and immediately precipitates all of its chloride on treatment with silver nitrate.
- (iii) A light green form, made by adding ether saturated with hydrogen chloride to the mother liquor from the preparation of (ii) and passing in hydrogen chloride. One mole of this loses one mole of water over sulfuric acid, and immediately precipitates two moles of  $\text{AgCl}$  with silver nitrate.

The properties of (i) - (iii) suggest the following formulations:



All three contain coordinated water molecules; (i) and (iii) contain loosely held water as well.  $\text{CrCl}_3$  also forms a brown, ether-soluble trihydrate,  $[\text{CrCl}_3(\text{H}_2\text{O})_3]^0$ .

Similar compounds to salt hydrates are formed with other solvents. In all cases, a broad distinction can be drawn between coordinated solvent molecules and loosely associated ones, but the line between the two categories is not a sharp one.

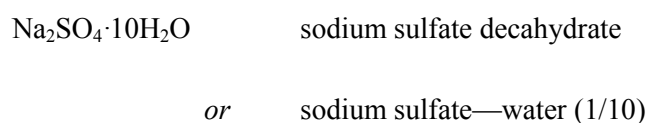
### Bonding

Loose compounds of the salt-molecule type seem to depend for their formation on the polarity of the molecular component, enabling it to be attracted electrostatically to the ions of the salt (positive poles to anions, negative to cations). This attraction can vary in strength, leading to the spectrum of types from loose compounds to coordination compounds indicated above.

As discussed for salt-molecule solutions, the forces of attraction between the ions and the molecules cannot be trivial since the ions have to move away from each other to make room for the molecules, and this entails a loss of Coulombic energy. The formation of salt hydrates must be due to the high polarity of the water molecule, producing strong forces of attraction between ions and molecules. A “loose” compound is not so much one in which the bonding between components is weak, but one in which the *net* bonding is weak (i.e. the difference in energy between reactants and products is low).

### Nomenclature of loose compounds


Loose compounds are named as illustrated below:



## Free eBook on Learning & Development

By the Chief Learning Officer of McKinsey

Download Now

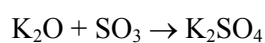
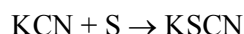
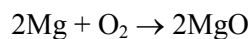


# 15 Types of chemical reaction

## 15.1 General types

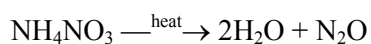
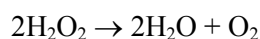
### 1 Combination

This is when two or more elements or compounds unite to form a single compound. For example:

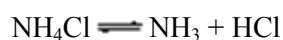
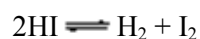
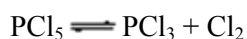


### 2 Decomposition

This is when a compound breaks up into two or more elements or simpler compounds. For example:

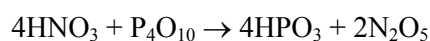
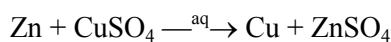
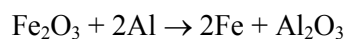


A reversible decomposition is called a “dissociation”. Examples:



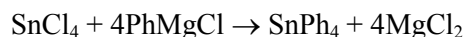
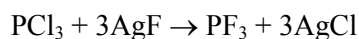
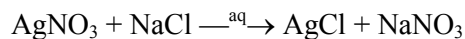
### 3 Displacement

This is when one element replaces another in a compound, or one compound replaces another in a larger compound. For example:



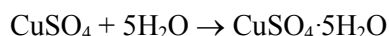
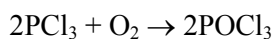
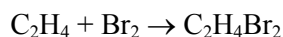
## 4 Double decomposition

This is when two compounds interact by exchange of parts to produce two new compounds. The parts may be atoms or radicals. Examples:



## 5 Addition

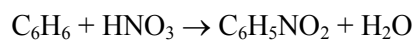
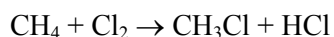
This is combination viewed from the point of view of one of the reactants, which has further atoms or groups of atoms added to it. For example:



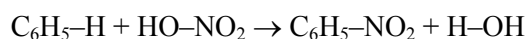
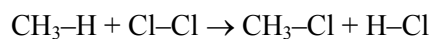
In each example, the first reactant is said to have atoms or groups of atoms from the second added to it.

## 6 Substitution

This is displacement or double decomposition viewed from the point of view of one of the reactants, in which one atom or radical is replaced by another atom or radical. For example:

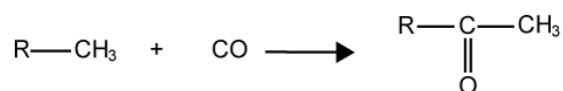


These are double decompositions:



## 7 Insertion

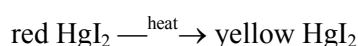
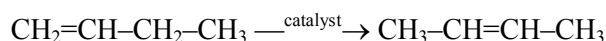
This is an addition reaction in which an atom or group of atoms is inserted between two atoms initially bound together. An example is the reaction



which takes place when R is one of a number of transition-metal radicals, e.g.  $\text{Mn}(\text{CO})_5$ .

## 8 Isomerization

This is when a substance changes into another form with different properties but the same molecular formula. For example:



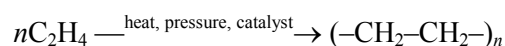
The different forms are called “isomers” (Greek *isos*, equal), and the phenomenon of the existence of different forms “isomerism”.

A rapidly reversible isomeric change is called a “tautomeric” change. The different forms are called “tautomers”, and the phenomenon “tautomerism”.

An isomeric change in the case of an element is called an “allotropic” change. The different forms are called “allotropes”, and the phenomenon “allotropy”.

## 9 Polymerization

This is when a substance changes into another substance with the same composition but a much higher molecular mass. For example:



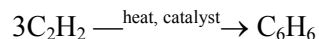
The product of such a reaction is called a “polymer”, and the starting material the corresponding “monomer” (Greek *polus*, much; *meros*, share; *monos*, alone).

The term polymerization is also used for processes in which a polymer is formed, not from the monomer, but from other reactants of low molecular mass. This usage is somewhat misleading, but is well established.



## 10 Oligomerization

This is similar to polymerization except that the product contains only a small number of monomer units (Greek *oligos*, small). For example



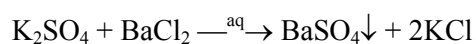
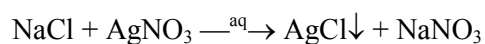
The degree of oligomerization is specified by the numerical prefixes di, tri, etc., as in dimer, trimerize, etc.

## 15.2 Some special types of reaction

There are many special types of reaction. Among the more important are the following.

### Precipitation

This is when an insoluble solid is formed in a reaction taking place in solution. For example



**YOU THINK.  
YOU CAN WORK  
AT RMB**

 **RAND  
MERCHANT  
BANK**  
A division of FirstRand Bank Limited  
Traditional values. Innovative ideas.

Rand Merchant Bank uses good business to create a better world, which is one of the reasons that the country's top talent chooses to work at RMB. For more information visit us at [www.rmb.co.za](http://www.rmb.co.za)

Thinking that can change your world

Rand Merchant Bank is an Authorised Financial Services Provider

These are both double decompositions.

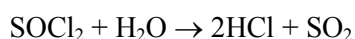
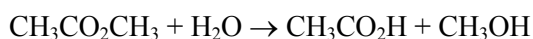
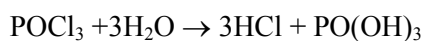
Precipitation reactions are popular in analytical chemistry, providing both characteristic tests for different ions, and also, when the precipitate is sufficiently insoluble, a means of determining the amount (“gravimetric analysis”).

### Neutralization

This is a reaction between an acid and a base. It is discussed under “Acids, bases and salts” (Chap. 16).

### Hydrolysis

This is a double decomposition involving water as one of the reactants. This splits into H and OH or 2H and O. Examples:

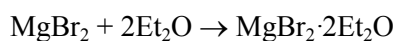
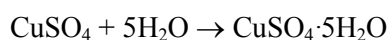
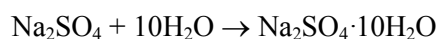


### Redox reactions

These are discussed separately under the heading “Oxidation and reduction” (Chap. 17).

### Solvation

This is an addition reaction between a solute and a solvent. For example:



The product of such a reaction is called a “solvate”. If the solvent is water the adduct is called a “hydrate”, and the process “hydration”.

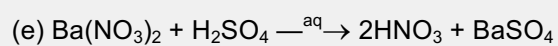
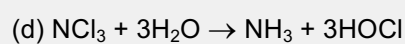
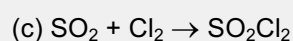

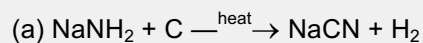
### Complexation

This is an addition reaction that leads to the formation of a coordination entity (Chap. 13).

**Exercise**

(i) Give an example of each of the types of reaction referred to above, other than the examples cited.

(ii) Classify each of the following reactions:



(For answers, see Appendix 1)



Discover the truth at [www.deloitte.ca/careers](http://www.deloitte.ca/careers)

**Deloitte.**

© Deloitte & Touche LLP and affiliated entities.

## 16 Acids, bases, and salts

### 16.1 Classical conception

#### Acids

*Acids* are substances having the following properties:

1. Sour taste.
2. Ability to dissolve substances that water will not, e.g. zinc, iron.
3. Ability to turn blue litmus red.
4. Ability to react with alkalis, the characteristic properties of each substance disappearing (“neutralization”).

*Examples:*

Acetic acid,  $\text{CH}_3\text{COOH}$

The 100% acid is called “glacial acetic acid” because it freezes at  $17^\circ\text{C}$ .

Hydrochloric acid

The concentrated acid is normally about 35% HCl (by mass). Anhydrous HCl is a gas, condensing to a liquid at  $-85^\circ\text{C}$ .

Nitric acid

The concentrated acid is normally about 70%  $\text{HNO}_3$ .

Sulfuric acid

The concentrated acid is normally about 96%  $\text{H}_2\text{SO}_4$ .

#### Alkalis

*Alkalis* are substances having the following properties:

1. Solubility in water.
2. Solutions feel soapy.

3. Solutions turn red litmus blue.

4. Ability to neutralize acids.

*Examples:*

“Soda”, sodium carbonate,  $\text{Na}_2\text{CO}_3$ .

“Potash”, potassium carbonate,  $\text{K}_2\text{CO}_3$ .

“Caustic soda”, sodium hydroxide,  $\text{NaOH}$ .

“Caustic potash”, potassium hydroxide,  $\text{KOH}$ .

**Ammonia**

Concentrated ammonia solution normally contains about 35%  $\text{NH}_3$ .

Soda and potash liberate carbon dioxide on treatment with acids - a further feature of the latter.

## Bases

*Bases* are substances having the following property:

1. Ability to neutralize acids.

They thus include alkalis, but constitute a larger class, including also sparingly soluble substances that neutralize acids.

*Examples:*

“Limestone”, “chalk”, calcium carbonate,  $\text{CaCO}_3$ .

“Quicklime”, calcium oxide,  $\text{CaO}$ .

“Slaked lime”, calcium hydroxide,  $\text{Ca}(\text{OH})_2$ .

*Note*

Quicklime is formed from limestone by heating.

Slaked lime is formed from quicklime by adding water.

Soda and potash, once made by leaching ashes with water, can be converted into the caustic varieties by treatment with milk of lime, a suspension of slaked lime.

**Exercise**

Write balanced equations for these processes.

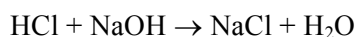
(For answers, see Appendix 1)

**Salts**

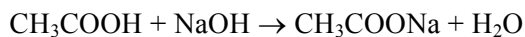
*Salts* are neutral substances (i.e. having neither the properties of an acid nor those of a base) formed by the reaction of certain acids with certain bases.

*Example:*

Sodium chloride, NaCl, formed by the reaction of hydrochloric acid with sodium hydroxide:



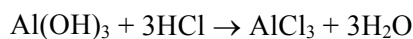
Note the use of the word “certain”. Sodium acetate, formed by the reaction of acetic acid with sodium hydroxide,



is *not* neutral. Its solution turns red litmus blue, and it is therefore a base. When acetic acid is “neutralized” with sodium hydroxide (in the sense defined above), less sodium hydroxide is required than that needed to convert all the acetic acid into sodium acetate.

*Note*

Some substances can function as both an acid and a base. For example, aluminium hydroxide can react with both hydrochloric acid and sodium hydroxide:

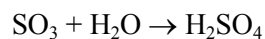


Substances of this type are called amphoteric (Greek *ampho*, both).

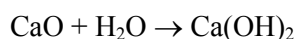
**A useful distinction**

A useful distinction can be drawn between a substance that is an acid or a base and one that *becomes* an acid or base on contact with water.

Thus, sulfur trioxide dissolves in water to give a solution with acidic properties. This solution is identical, however, with that obtained by dissolving sulfuric acid in water. Thus, sulfur trioxide is not so much an acid but an “acid former”:



Similarly, quicklime is better regarded as a base-former than a base:



### Acid-base character of oxides

Most nonmetal oxides are acid-formers (hence Lavoisier’s name for oxygen: Greek *oxus*, acid, -gen, former). Exceptions are  $\text{N}_2\text{O}$  and  $\text{NO}$ , which give neutral solutions in water.

Metal oxides vary from being base-formers (e.g.  $\text{Na}_2\text{O}$ ,  $\text{CaO}$ ) to acid-formers (e.g.  $\text{CrO}_3$ ,  $\text{Mn}_2\text{O}_7$ ). This variation is determined mainly by the number of oxygen atoms ( $n$ ) per metal atom:

low $n$	base-former
intermediate $n$	amphoteric or neutral
high $n$	acid-former



# Corporate eLibrary

See our Business Solutions for employee learning

[Click here](#)

Management

Time Management

Problem solving

Self-Confidence

Effectiveness

Project Management

Goal setting

Motivation

Coaching

Download free eBooks at [bookboon.com](http://bookboon.com)

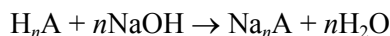
[Click on the ad to read more](#)

So, for example, MnO is basic, MnO<sub>2</sub> is weakly amphoteric, and Mn<sub>2</sub>O<sub>7</sub> is acidic. A second factor is the electronegativity of the metal (e.g., CaO is basic, ZnO is amphoteric).

## 16.2 Stoichiometric conception

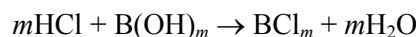
This is based on a shift in the concept of “neutralization”, from the complete disappearance of properties characteristic of acids and bases, to the achievement of an exact balance between the number of moles of acid and the equivalent number of moles of base. For the reaction between hydrochloric acid and sodium hydroxide mentioned in the previous section, the neutral point and the equivalence point are the same, but for the reaction between acetic acid and sodium hydroxide, they are not.

On the stoichiometric conception, an *acid* may be defined as a compound of general formula H<sub>*n*</sub>A that undergoes the transformation



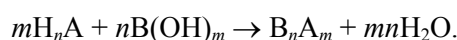
when treated with a solution of sodium hydroxide. Here *n* is called the “basicity” of the acid, and A is any radical. (Note that A may contain further H’s, as in the acetate radical.)

Similarly, a *base* may be defined as a compound of formula B(OH)<sub>*m*</sub> that undergoes the transformation



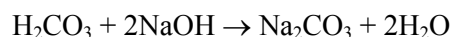
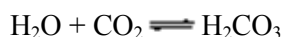
when treated with hydrochloric acid, *m* being the “acidity” of the base.

A *salt* is the product of the reaction between an acid and a base according to the appropriate stoichiometric equation,

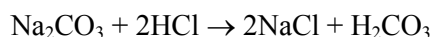


“Neutralization” in this sense is a species of double decomposition.

On this scheme, sodium acetate is now a salt, and not a base. Similarly, sodium carbonate becomes a salt - a salt of the acid “carbonic acid”, H<sub>2</sub>CO<sub>3</sub>, formed by dissolving carbon dioxide in water:

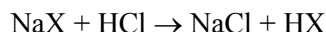


The reaction between sodium carbonate and an acid now falls into a different class from “neutralization” (in the new sense). It now becomes a displacement reaction - the displacement of a weak acid by a strong acid from one of its salts:





This is followed by the partial decomposition of the  $\text{H}_2\text{CO}_3$ , but the displacement part of the reaction holds for a salt of any weak acid:



On the stoichiometric conception of neutralization, we can now talk about the step-wise neutralization of a polybasic acid and the formation of “acid salts” and “neutral salts”, e.g.  $\text{KHSO}_4$  and  $\text{K}_2\text{SO}_4$ . Similarly, for a polyacidic base: e.g.  $\text{Cu}(\text{OH})_2$  forms  $\text{Cu}(\text{OH})\text{Cl}$  and  $\text{CuCl}_2$ , the former being a “basic” salt.

The stoichiometric conception of acids, bases, and salts is based on different types of observation from the classical conception (those that lie behind chemical formulae and equations) and sits rather loosely on the observations that lie behind the latter. Sodium carbonate, having given us the name “alkali”, now becomes a salt. Care is needed to keep the two systems distinct.

### 16.3 Electrolytic conception

When soluble in water, compounds that are acids, bases, or salts on the above definitions are generally good electrolytes. Thus, hydrochloric acid, sodium hydroxide, and sodium chloride each behave in solution as if there are two ions per formula unit, and in electrolysis, as if each ion carries a single charge:



Acetic acid behaves as if it is partly dissociated into two ions according to the equilibrium

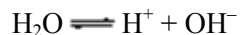


Sodium carbonate behaves as if it is dissociated into  $\text{Na}^+$  and  $\text{CO}_3^{2-}$  ions, with the  $\text{CO}_3^{2-}$  ions partly reacting with the water according to the equilibrium



The latter reaction belongs to the class called “hydrolysis” (see Chap. 15).

These facts suggest the association of acidity with the aqueous  $\text{H}^+$  ion and basicity with the aqueous  $\text{OH}^-$  ion. An acidic solution is then one that contains more  $\text{H}^+$  ions than pure water does and a basic solution one that contains more  $\text{OH}^-$  ions. Pure water has a very slight conductivity, attributed to low concentrations of  $\text{H}^+$  and  $\text{OH}^-$  ions ( $\sim 10^{-7}$  M at 25 °C), arising from a small degree of self-ionization:



An acidic solution accordingly has  $[\text{H}^+] > 10^{-7}$  M at 25 °C and an alkaline one  $[\text{OH}^-] > 10^{-7}$  M.

Based on this association, it is possible to produce definitions of acids, bases, and salts that go some way to harmonizing the classical and stoichiometric schemes:

An *acid* is a compound that ionizes in water to give  $\text{H}^+$  ions.

A *base* is a compound that ionizes in water to give  $\text{OH}^-$  ions.

A *salt* is a compound that, when it ionizes, does not give  $\text{H}^+$  ions as the sole positive ions, or  $\text{OH}^-$  ions as the sole negative ions.



The advertisement features a large central image of a smiling teacher leaning over a laptop to assist two young students, a boy and a girl. To the right, there are two smaller circular inset images: one showing three children looking at a tablet together, and another showing two children working on laptops. In the top left corner, there is a logo for 'e-learning for kids' consisting of a colorful grid of squares. In the bottom right, a green oval contains a list of achievements. At the bottom, a paragraph provides information about the foundation, and a green button with a hand cursor icon encourages clicking for more information.

**e-learning for kids**

- The number 1 MOOC for Primary Education
- Free Digital Learning for Children 5-12
- 15 Million Children Reached

**About e-Learning for Kids** Established in 2004, e-Learning for Kids is a global nonprofit foundation dedicated to fun and free learning on the Internet for children ages 5 - 12 with courses in math, science, language arts, computers, health and environmental skills. Since 2005, more than 15 million children in over 190 countries have benefitted from eLessons provided by EFK! An all-volunteer staff consists of education and e-learning experts and business professionals from around the world committed to making difference. eLearning for Kids is actively seeking funding, volunteers, sponsors and courseware developers; get involved! For more information, please visit [www.e-learningforkids.org](http://www.e-learningforkids.org).

Download free eBooks at [bookboon.com](http://bookboon.com)

Click on the ad to read more

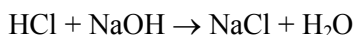
On these definitions:

1. Sodium carbonate is a salt (as on the stoichiometric scheme), but can be also be described as a base-former (cf. the classical scheme).
2. Potassium hydrogen sulfate is both a salt (as on the stoichiometric scheme) and an acid (as on the classical scheme), and can continue to be called an “acid salt”.
3. Neutralization (classical sense) is bringing the concentration of  $\text{H}^+$  and  $\text{OH}^-$  back to their values in pure water.
4. Neutralization in the stoichiometric sense is unchanged.

## 16.4 Equations for acid-base reactions

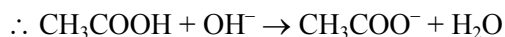
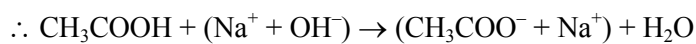
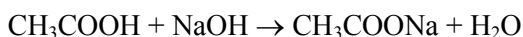
### Neutralization (stoichiometric sense)

In the case of the reaction between a strong (i.e. completely dissociated) acid and a strong base, the equation for the reaction may be simplified as exemplified by the following:



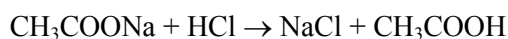
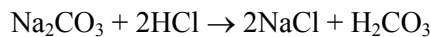
That the reaction does not involve the counter-ions is demonstrated experimentally by the fact that the heat of neutralization of a strong acid by a strong base is the same per mole of  $\text{H}^+$  for all such acids and bases.

In the case of a reaction involving a weak acid or base, the simplified equation for the reaction is best written in terms of the unionized species. The process of simplification is then exemplified by:

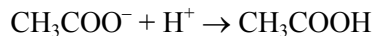


## Displacement

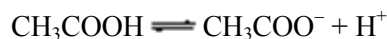
Displacement reactions can be simplified similarly, e.g.



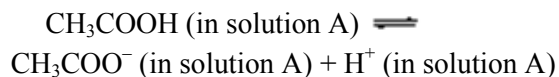
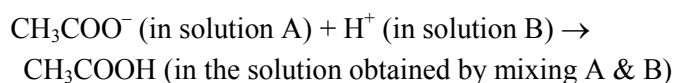
In using equations like this, care needs to be taken to distinguish between those that refer to processes taking place on mixing solutions and those that refer to processes taking place within a single solution. For example, the simplified equation for the displacement of acetic acid from sodium acetate by hydrochloric acid



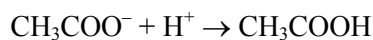
looks, on the face of it, like the reverse of that representing the dissociation of acetic acid



The two processes are, however, different, one taking place on mixing solutions, the other taking place within a solution:



The equation

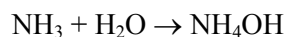


tends to disguise the fact that the process this represents involves the displacement of a weak acid by a strong acid from a salt of the weak acid, and one must be careful not to get confused.

## 16.5 Further aspects

### Aqueous ammonia as a base

Aqueous ammonia is a base in the classical sense, but poses problems on the stoichiometric scheme. On this scheme, it is necessary to postulate the formation of ammonium hydroxide by the reaction



the  $\text{NH}_4\text{OH}$  being the base and  $\text{NH}_3$  the base-former. Unfortunately, no evidence for the formation of a species of formula  $\text{NH}_4\text{OH}$  has been obtained.

On the electrolytic scheme, however, it is not necessary to postulate the intermediate formation of  $\text{NH}_4\text{OH}$ . The properties of aqueous ammonia can be well accounted for in terms of the equilibrium



Brain power

By 2020, wind could provide one-tenth of our planet's electricity needs. Already today, SKF's innovative know-how is crucial to running a large proportion of the world's wind turbines.

Up to 25 % of the generating costs relate to maintenance. These can be reduced dramatically thanks to our systems for on-line condition monitoring and automatic lubrication. We help make it more economical to create cleaner, cheaper energy out of thin air.

By sharing our experience, expertise, and creativity, industries can boost performance beyond expectations.

Therefore we need the best employees who can meet this challenge!

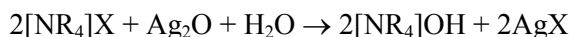
The Power of Knowledge Engineering

Plug into The Power of Knowledge Engineering.  
Visit us at [www.skf.com/knowledge](http://www.skf.com/knowledge)

**SKF**

On this scheme,  $\text{NH}_3$  is again a base-former - it is the solution that is basic, as if there *were* a base of formula  $\text{NH}_4^+\text{OH}^-$ .

Note, however, that tertiary alkyl amines,  $\text{NR}_3$ , on treatment with an alkyl halide,  $\text{RX}$ , give quaternary ammonium salts,  $[\text{NR}_4]\text{X}$ , analogous to ammonium salts,  $[\text{NH}_4]\text{X}$ , and these, on treatment with moist silver oxide, give the corresponding hydroxides



These are very strong alkalis.

### On the nature of the hydrogen ion in solution

While the hydration of all ions is acknowledged, special attention has been paid to the hydration of the hydrogen ion, for the following reason:

Anhydrous acids, unlike anhydrous bases and salts, are not ionic. For example, hydrogen chloride is a gas, and its molecules have a low polarity ( $\text{H}^{0.2+}\text{Cl}^{0.2-}$ , Chap. 5). While molten sodium hydroxide and sodium chloride are good electrolytic conductors, liquid hydrogen chloride scarcely conducts electricity at all:

	$\kappa(\text{m.p.})/\Omega^{-1}\text{m}^{-1}$
sodium hydroxide	210
sodium chloride	360
hydrogen chloride	$\sim 10^{-7}$

A few anhydrous acids are good conductors (e.g. 100% sulfuric acid), but this is unusual.

Thus, in the case of the hydrogen ion, it looks as though hydration is essential for its formation. Put another way, it looks as if the  $\text{H}^+$  ion cannot exist on its own, but only in association with one or more water molecules.

The number of water molecules that it is associated with in a particular solution is difficult to determine. That one molecule is enough for its formation, however, can be demonstrated by examining the hydrates of strong acids like hydrochloric, nitric, and sulfuric. The lowest hydrates of these are as follows:

hydrochloric acid	$\text{HCl} \cdot \text{H}_2\text{O}$	m.p. $-15^\circ\text{C}$
nitric acid	$\text{HNO}_3 \cdot \text{H}_2\text{O}$	m.p. $-38^\circ\text{C}$
sulfuric acid	$\text{H}_2\text{SO}_4 \cdot \text{H}_2\text{O}$	m.p. $9^\circ\text{C}$

In the liquid state, these of course conduct electricity, and their structures in the solid state have been shown to be  $\text{H}_3\text{O}^+\text{Cl}^-$ ,  $\text{H}_3\text{O}^+\text{NO}_3^-$ , and  $\text{H}_3\text{O}^+\text{HSO}_4^-$  respectively.

In view of the above, some chemists insist that the hydrogen ion in water should not be called the hydrogen ion, but the hydroxonium ion, and should not be written as  $\text{H}^+$  but as  $\text{H}_3\text{O}^+$ . In doing this they recognize that the  $\text{H}_3\text{O}^+$  ion will be hydrated further, but believe that no formulation less than this will do justice to the difference in properties between anhydrous and aqueous acids. In practice, however, most chemists continue to write  $\text{H}^+$ , and to call it the hydrogen ion. Whether the latter approach is lazy or the former pedantic is a matter for discussion.

Some chemists further insist that compounds like  $\text{HCl}$ ,  $\text{HNO}_3$ , and  $\text{H}_2\text{SO}_4$  should not strictly be called acids. The true acids are  $(\text{H}_3\text{O})\text{Cl}$ ,  $(\text{H}_3\text{O})\text{NO}_3$ , and  $(\text{H}_3\text{O})\text{HSO}_4$ , and  $\text{HCl}$ ,  $\text{HNO}_3$ , and  $\text{H}_2\text{SO}_4$  are really acid-formers. On this basis, the latter should not be called hydrochloric acid, nitric acid, and sulfuric acid, but hydrogen chloride, hydrogen nitrate, and hydrogen sulfate. Few chemists would go as far as this, though “hydrogen chloride” has become the generally accepted name for anhydrous  $\text{HCl}$ .

### IUPAC nomenclature

For other than very common oxoacids, IUPAC prefer to name acids as compounds of  $\text{H}^+$ , e.g. hydrogen chloride. For common oxoacids, however, they recommend the traditional name, or a more systematic alternative, e.g.

	<b>Traditional name</b>	<b>Alternative</b>
$\text{H}_2\text{SO}_3$	sulfurous acid	trioxosulfuric acid oxosulfuric(IV) acid
$\text{H}_2\text{SO}_4$	sulfuric acid	tetraoxosulfuric acid oxosulfuric(VI) acid

Most users stick to the traditional names.

## 16.6 Lowry-Brønsted conception of acids and bases

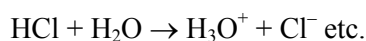
This is a broader conception than those we have discussed so far. It is one that gets over the distinction between acids and acid-formers or bases and base-formers, though it does so at the expense of other difficulties.

On this scheme,

an *acid* is a molecule or ion that supplies protons (i.e. a proton donor);

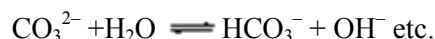
a *base* is a molecule or ion that accepts protons (i.e. a proton acceptor).

This means that the molecules  $\text{HCl}$ ,  $\text{HNO}_3$ , and  $\text{H}_2\text{SO}_4$  are now acids, not acid-formers:

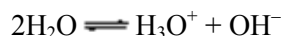




Similarly, the species  $\text{CO}_3^{2-}$  and  $\text{NH}_3$  are now bases and not base-formers:



Further, the ion  $\text{H}_3\text{O}^+$  is itself an acid, the ion  $\text{OH}^-$  is a base, and the  $\text{H}_2\text{O}$  molecule is *both* an acid *and* a base. These functions can all be seen in the self-ionization



On the Lowry-Brønsted scheme, an acid-base reaction effectively involves a competition for protons representable by an equilibrium of the type



where  $x$  and  $y$  represent the charges on  $\text{HX}$  and  $\text{Y}$  respectively. Here  $\text{X}^{x-1}$  is called the “conjugate base” of the acid  $\text{HX}^x$ , and  $\text{HX}^x$  the “conjugate acid” of the base  $\text{X}^{x-1}$ . For example,  $\text{NH}_4^+$  is the conjugate acid of  $\text{NH}_3$ , and  $\text{CH}_3\text{COO}^-$  is the conjugate base of  $\text{CH}_3\text{COOH}$ , and the reaction between them involves the competition between the two bases ( $\text{NH}_3$ ,  $\text{CH}_3\text{COO}^-$ ) for the proton:



With us you can  
shape the future.  
Every single day.

For more information go to:  
[www.eon-career.com](http://www.eon-career.com)

Your energy shapes the future.

**e-on**

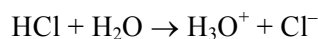


Advantages of the Lowry-Brønsted scheme are as follows:

- (i) It takes in acid-formers and base-formers.
- (ii) It is applicable to other solvents besides water. For example, in liquid ammonia,  $\text{NH}_4^+$  acts as a proton donor,  $\text{NH}_2^-$  acts as a proton acceptor, and  $\text{NH}_3$  functions in both ways. The Lowry-Brønsted definitions thus apply unchanged.

Disadvantages of the scheme are:

- (i) It loses the category of salt. The scheme is essentially dualistic in character, and has no place for a third category. Sodium chloride is regarded merely as an aggregate of ions, one of which ( $\text{Na}^+$ ) is neutral, and the other ( $\text{Cl}^-$ ) a base - the conjugate base of HCl.
- (ii) The scheme also loses the idea of neutralization. Though the latter could be defined as the complete transfer of a proton from an acid to a base (cf. the stoichiometric conception), it would include some processes for which the name neutralization hardly seems appropriate, e.g.



In view of the disadvantages, it can be questioned whether it is worth trying to extend the ideas of acid and base in the way that Lowry and Brønsted do. Chemistry might be better served if the classification of molecules and ions according to their ability to accept or donate protons – which is undoubtedly a very useful classification – were to be divorced from the classification of substances into acids and bases, and be given a terminology of its own. In fact, such terminology lies readily to hand, the terms “proton donor” and “proton acceptor” being entirely suitable for this purpose.

## Note

IUPAC are trying to dissuade chemists from calling  $\text{H}^+$  a proton. A proton is strictly  $^1\text{H}^+$ . Ordinary samples of acid contain 99.985% of  $^1\text{H}^+$  and 0.015% of  $^2\text{H}^+$ . IUPAC recommend the following names:

H hydrogen    $^1\text{H}$  protium    $^2\text{H}$  deuterium    $^3\text{H}$  tritium

$\text{H}^+$  hydron    $^1\text{H}^+$  proton    $^2\text{H}^+$  deuteron    $^3\text{H}^+$  triton

### Exercise

Classify each of the following compounds on each of the four schemes given above (classical, stoichiometric, electrolytic, Lowry-Brønsted):

(i) NaCN; (ii)  $\text{NH}_4\text{Cl}$ ; (iii)  $\text{NaHCO}_3$ .

(For answers, see Appendix 1)

## 16.7 Solvent-system conception of acids and bases

The electrolytic conception of acids and bases can be extended to other ionizing solvents by means of the following definitions:

An *acid* is a compound that ionizes to give the cation natural to the solvent.

A *base* is a compound that ionizes to give the anion natural to the solvent.

The ions “natural” to a solvent are those produced in its self-ionization. For some of the more important ionizing solvents, these are as follows.

Solvent	Cation	Anion
H <sub>2</sub> O	H <sub>3</sub> O <sup>+</sup>	OH <sup>−</sup>
NH <sub>3</sub>	NH <sub>4</sub> <sup>+</sup>	NH <sub>2</sub> <sup>−</sup>
HF	H <sub>2</sub> F <sup>+</sup>	HF <sub>2</sub> <sup>−</sup>
CH <sub>3</sub> CO <sub>2</sub> H	CH <sub>3</sub> CO <sub>2</sub> H <sub>2</sub> <sup>+</sup>	CH <sub>3</sub> CO <sub>2</sub> <sup>−</sup>
H <sub>2</sub> SO <sub>4</sub>	H <sub>3</sub> SO <sub>4</sub> <sup>+</sup>	HSO <sub>4</sub> <sup>−</sup>
HSO <sub>3</sub> F	H <sub>2</sub> SO <sub>3</sub> F <sup>+</sup>	SO <sub>3</sub> F <sup>−</sup>
N <sub>2</sub> O <sub>4</sub>	NO <sup>+</sup>	NO <sub>3</sub> <sup>−</sup>
BrF <sub>3</sub>	BrF <sub>2</sub> <sup>+</sup>	BrF <sub>4</sub> <sup>−</sup>

Thus, NH<sub>4</sub>Cl is an acid in liquid ammonia, KNH<sub>2</sub> is a base, KHSO<sub>4</sub> is a base in 100% sulfuric acid, etc.

This extension of the ideas of acids and bases is a very useful one, and does not stretch the original conception too much. Note, however, that substances can change their character in going from one solvent to another. Thus, NH<sub>4</sub>Cl is a salt in water, but an acid in liquid ammonia. Similarly, KHSO<sub>4</sub> is an acid salt in water, and a base in 100% H<sub>2</sub>SO<sub>4</sub>. A third example is CH<sub>3</sub>COOH, which is an acid-former in water



and a base-former in sulfuric acid



This being so, it is best to specify the solvent as well as the class of substance, at least when the solvent is not water, e.g.

NH<sub>4</sub>Cl                      ammonia acid

KHSO<sub>4</sub>                      sulfuric-acid base

## 16.8 Other conceptions of acids and bases

The remarks made at the end of the section on the Lowry-Brønsted definition apply with even greater force to two other definitions that have been proposed for acids and bases, namely:

	“Acid”	“Base”
Lux-Flood	oxide ion acceptor	oxide ion donor
Lewis	electron-pair acceptor	electron-pair donor

These take us a long way from the original conceptions of acid and base, and might be better divorced from these ideas completely. At the very least, they should only be used in a qualified way, as in the expressions “Lewis acid” and “Lewis base”.

For further details about these two definitions, see textbooks.

be > your degree

Bring your talent and passion to a global organization at the forefront of business, technology and innovation. Discover how great you can be.

Visit [accenture.com/bookboon](http://accenture.com/bookboon)

**Be greater than.**  
consulting | technology | outsourcing

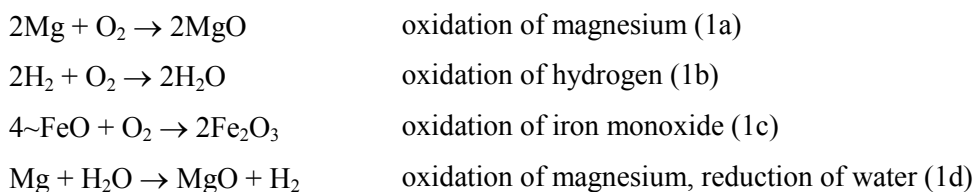
**accenture**  
High performance. Delivered.

© 2013 Accenture. All rights reserved.

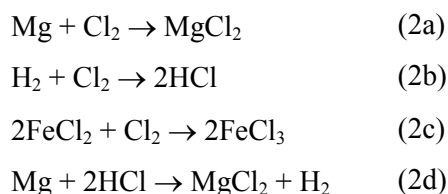
# 17 Oxidation and reduction

## 17.1 Basic theory

The word “oxidation” originally meant the gain of oxygen by an element or compound, and “reduction” the loss of oxygen, as in the processes:



There are, however, other processes that are similar to the above, for example:



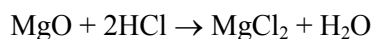
There is a close parallel between reactions (1a) - (1d) and (2a) - (2d), not only in terms of the equations for the reactions, but also in terms of the nature of the reactants and products. Thus in (1a) and (2a) magnesium metal combines with a nonmetal to form a product that is electrically salt-like.

The basis of the similarity of (1a) - (1d) and (2a) - (2d) is that chlorine is an electronegative element like oxygen. Thus (1a) - (1d) and (2a) - (2d) may be classed together if we extend the idea of oxidation and reduction as follows:

*Oxidation:* net gain of an electronegative group or net loss of an electropositive one.

*Reduction:* net loss of an electronegative group or net gain of an electropositive one.

Here “net” means “after allowance for difference in valency”, so that in

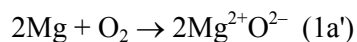


there are no net gains or net losses (e.g., each magnesium atom gains two electronegative atoms, but loses one with twice the valency). On these definitions, assignments corresponding to those given for (1a) - (1d) may be made for (2a) - (2d). In addition, complementary assignments can be made for (1a) - (1c) and (2a) - (2c) corresponding to those for (1d) and (2d), e.g. for (1a)



In (1d) and (2d), the oxygen and chlorine are unchanged: they gain an equivalent amount of magnesium to the hydrogen they lose.

In the case of (1a) and (2a), the similarity between the two reactions has an even deeper basis. Both MgO and MgCl<sub>2</sub> are predominantly ionic compounds, so that (1a) and (2a) may be written:

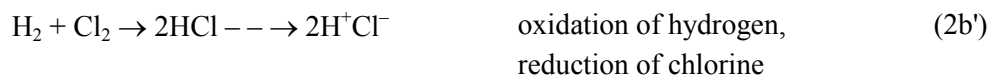
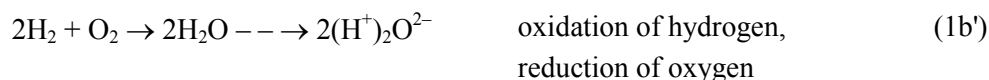


In both processes, each magnesium atom loses two electrons, while each oxygen or chlorine atom gains electrons. This suggests the definitions:

*Oxidation:* loss of one or more electrons by an atom or radical.

*Reduction:* gain of one or more electrons by an atom or radical.

These definitions are of limited applicability, however, as can be seen from reactions (1b) and (2b). Neither H<sub>2</sub>O nor HCl is ionic, so that this new definition does not apply. Both molecules are, however, polarized, and if this polarization is imagined to be complete, the new definitions can then be used:



The dashed arrows here refer to the mental process of imagining the polarization being taken to the limit. The resulting charges are what we have previously called “polar numbers” or “oxidation numbers”. In terms of these, oxidation and reduction may be defined as follows:

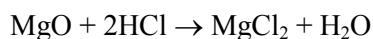
*Oxidation:* an increase in the oxidation number of an atom or radical.

*Reduction:* a decrease in the oxidation number of an atom or radical.

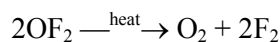
These definitions are equivalent to those given earlier in terms of net gains or net losses of electronegative or electropositive species. They have the advantage of being easier to use, but suffer from being very artificial when applied to other than ionic compounds.

## Notes

- (i) As now defined, oxidation and reduction always go together. Oxidation-reduction reactions are accordingly called “redox” reactions. The species that effects the oxidation is called the oxidizing agent, and is itself reduced in the reaction; the other species is called the reducing agent, and is itself oxidized.
- (ii) On the new definitions, gain or loss of oxygen continues to be oxidation or reduction, except
  - (a) when the oxygen displaces, or is displaced by, another electronegative species, as in



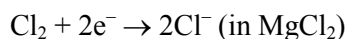
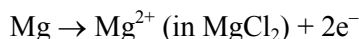
- (b) when the oxygen is in combination with fluorine, where gain of oxygen corresponds to reduction of fluorine and loss to oxidation.
- (iii) Organic chemists sometimes speak of loss of hydrogen as oxidation and gain of hydrogen as reduction. This is acceptable, as long as the hydrogen is electropositive relative to the species that is gaining or losing it, as is the case with organic compounds. In relation to metals like sodium or potassium, gain of hydrogen corresponds to oxidation.
- (iv) The retention of the word “oxidation” in the broader definitions is unfortunate, especially when we have to speak of loss of oxygen as an oxidation, as we do in



It might have been better to have used the words “elevation” and “reduction” to describe the broader categories, and “oxidation” and “deoxidation” to describe the original ones. As it is, whenever chemists wish to differentiate the latter from the former, they have to use the terms “oxygenation” and “deoxygenation”.

## 17.2 Half equations

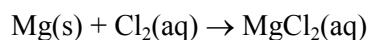
When the compounds involved are ionic, the equation for a redox reaction can be divided into two half equations, one representing the reduction of the oxidizing agent and the other the oxidation of the reducing agent. Thus equation (2a) or (2a') can be divided into



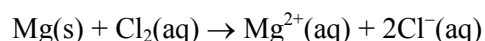
Note that this can *only* be done when the compounds are ionic: it *cannot* be done in the case of an equation like (1b) or (2b).

The division of equations for redox reactions into half equations is most useful for reactions in solution. This is because ions in solution are relatively independent of each other (e.g. the freezing points of dilute solutions correspond to the number of ions present).

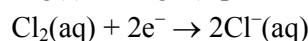
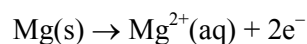
Consider the reaction



If the ions in solution are independent, this equation may be written



This may then be written as the sum of



with each process independent of the other. To the extent that ions in solution are independent of each other, therefore, redox reactions in solution can be rationalized in terms of half reactions.



"I studied English for 16 years but...  
...I finally learned to speak it in just six lessons"

Jane, Chinese architect

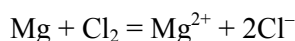
ENGLISH OUT THERE

Click to hear me talking before and after my unique course download

The property that is most used for this purpose is the standard potential of the electrode at which the half reaction occurs in an electrochemical cell,  $E^\circ$ . This can be used to work out the direction in which a complete reaction will tend to go, since the more positive the value of  $E^\circ$ , the stronger the tendency for the half reaction to proceed in the direction of taking up electrons. Thus, from the following values,

	$E^\circ$
$\text{Mg}^{2+} + 2\text{e}^- = \text{Mg}$	-2.34 V
$\text{Cl}_2 + 2\text{e}^- = 2\text{Cl}^-$	1.36 V


we can see at once that the second half reaction has a greater tendency to proceed from left to right than the first, so that the complete reaction



will tend to go in the direction written.


## Notes

- (i) In the context of  $E^\circ$  values, half reactions are always written as reductions, with electrons on the left.
- (ii) Standard electrode potentials only tell us about the direction in which a reaction will *tend* to proceed. We must never forget that it is possible for a reaction to be energetically feasible but immeasurably slow.
- (iii) Standard electrode potentials only relate to standard conditions. For ions in solution, these are standard pressure (1 bar) and a concentration of 1 M (1 mol dm<sup>-3</sup>). Allowances must be made under other conditions.
- (iv) The whole procedure depends on ions in solution being independent. This does not hold at high concentrations and where there is complexing.
- (v) Other than in examinations, chemists only occasionally need to predict the direction of a redox reaction. An alternative to *remembering* that positive values of  $E^\circ$  favour uptake of electrons is to look up the values for reactions you know tend strongly to proceed to the left or the right, e.g.





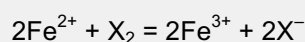
If you set the equations you are considering between these, e.g.



you can see at once that  $\text{X}^+$  will oxidize A as  $\text{F}_2$  oxidizes K.

### Exercise

From a table of standard electrode potentials given in a textbook, predict the direction of the following reaction

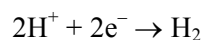


for  $\text{X} = \text{Cl}, \text{Br}, \text{and I}$ .

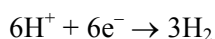
(For answers, see Appendix 1)

## 17.3 On the balancing of equations for redox reactions

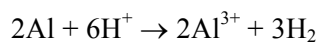
Equations for redox reactions in solution are best balanced via the appropriate half equations. These are combined in such away as to eliminate the electrons in them. For example, for the dissolution of aluminium in acid, the half equations are



so that the first must be multiplied by 2 and the second by 3 to give



which on addition give



## Balancing of half equations

Half equations can be routinely balanced by one of the following two procedures. Whichever procedure is chosen, the result can be checked by applying the other one.

### *Procedure A*

- (1) Write down the reactant(s) and product(s).
- (2) Balance the main element(s).
- (3) Balance oxygen atoms with  $\text{H}_2\text{O}$  molecules.
- (4) Balance hydrogen atoms with  $\text{H}^+$  ions.
- (5) Balance charges with electrons.

### *Procedure B*

- (1) Write down the reactant(s) and product(s).
- (2) Balance the main element(s).
- (3) Work out the number of electrons from the change in oxidation number of the main element.
- (4) Balance oxygen atoms with  $\text{H}_2\text{O}$  molecules.
- (5) Balance hydrogen atoms with  $\text{H}^+$  ions.

DUKE  
THE FUQUA  
SCHOOL  
OF BUSINESS

BUSINESS HAPPENS

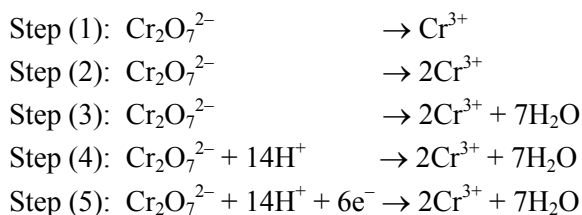
[www.fuqua.duke.edu/globalmba](http://www.fuqua.duke.edu/globalmba)

Learn More >

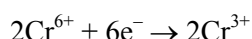
HERE.

The advertisement features a world map background. On the right, a circular collage of six diverse business professionals is shown. The text 'BUSINESS HAPPENS' is prominently displayed in the center-left, with 'HERE.' in a large, bold font inside the circular collage.

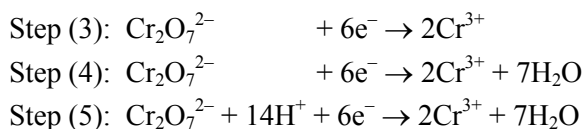
As an example of the application of these procedures, consider the reduction of dichromate to chromium(III) in acid solution. Procedure A gives:



Procedure B begins similarly, but after (2), the oxidation number of the chromium in  $\text{Cr}_2\text{O}_7^{2-}$  is determined (+6), and from this, the number of electrons required in the equation:



The final steps of Procedure B are thus:



Note that both procedures lead to equations containing  $\text{H}^+$  ions. For reactions in alkaline solutions, it is as well to eliminate these by adding  $n\text{OH}^-$  ions to each side of the equation, where  $n$  is the number of  $\text{H}^+$  ions. You can then replace  $n\text{H}^+ + n\text{OH}^-$  on one side of the equation by  $n\text{H}_2\text{O}$ , leaving  $n\text{OH}^-$  on the other side.

For analytical purposes, it is not necessary to specify the species in the equation with complete precision, and rigour in this respect is sometimes relaxed in the interests of simplicity. Thus, green solutions of chromium(III) do not strictly contain  $\text{Cr}^{3+}$ , but  $\text{Cr}^{3+}$  complexed with whatever anion is present; for simplicity, however, the species is written as  $\text{Cr}^{3+}$ . Unfortunately, there do not seem to be any rules governing these simplifications, and what is or is not acceptable tends to be somewhat arbitrary. In the above examples,  $\text{Cr}^{3+}$  is accepted without question:  $\text{Cr}^{6+}$  for  $\text{Cr}_2\text{O}_7^{2-}$  would be frowned upon.

**Exercise**

Write a balanced equation for each of the following reactions:

- (i) The oxidation of  $\text{HCO}_2\text{H}$  with  $\text{MnO}_4^-$  in acid solution.
- (ii) The oxidation of  $\text{I}^-$  with  $\text{IO}_3^-$  in strong hydrochloric acid (product  $\text{ICl}_2^-$ , simplified to  $\text{I}^+$ ).
- (iii) The oxidation of  $\text{H}_2\text{O}_2$  with  $\text{MnO}_4^-$  in acid solution.
- (iv) Aerial oxidation of  $\text{Fe}(\text{OH})_2$  to  $\text{Fe}(\text{OH})_3$  in alkaline solution.
- (v) The oxidation of  $\text{HCO}_2^-$  with  $\text{MnO}_4^-$  in alkaline solution (the  $\text{MnO}_4^-$  is reduced to  $\text{MnO}_2$ ).
- (vi) The oxidation of  $\text{CuSCN}$  with  $\text{IO}_3^-$  in strong hydrochloric acid (products  $\text{Cu}^{2+}$ ,  $\text{SO}_4^{2-}$ ,  $\text{HCN}$ , and  $\text{I}^+$ ).

(For answers, see Appendix 1)

## 18 Further study

I have designed this course to be a general introduction to the study of inorganic chemistry proper. This comprises the chemistry of the elements and various special topics - organometallic compounds, bioinorganic chemistry, solid-state chemistry, solution chemistry, and others. For some topics, you will need additional background material, but you should get most of this from courses in the other branches of chemistry, including theoretical chemistry.

I hope you have found this course helpful, and will enjoy your further studies.

### Comments on the course

If you have any queries or suggestions about the course, please contact the author,

[P.G.Nelson@hull.ac.uk](mailto:P.G.Nelson@hull.ac.uk)

If you have any comments about the Web site, please contact the publisher.

Our tools are designed to experience pressures up to

# 35 Kpsi

That's 2,380 times atmospheric pressure, or **458 elephants** standing on a soccer ball.

**Who are we?**  
We are the world's leading provider of reservoir characterization, drilling, production, and processing technologies to the oil and gas industry.

**Who are we looking for?**  
We offer countless opportunities in the following domains:

- Operations
- Research, Engineering, and Manufacturing
- Geoscience and Petrotechnical
- Commercial and Business

We're looking for high-energy, self-motivated graduates with vision and integrity to join our team.

What will you be?

careers.slb.com

**Schlumberger**

## Appendix 1 Hints and answers

### A1.1 Answers to questions and exercises, Chapters 1 - 5

#### Section 2.3

(1) Main uses:

*Platinum*: jewellery, catalysis

*Gold*: money, jewellery

*Silver*: jewellery, photography (non-digital), electronics (as electrical conductor)

*Uranium*: nuclear energy

*Mercury*: manufacture of sodium hydroxide

*Tin*: tin plate

*Molybdenum*: in steels

*Copper*: electrical conductor, alloys (brass, bronze)

(2) For other measures of importance, see Further Reading.

#### Section 3.1

(a) Yellow

(b) Orange

#### Section 3.2

Most chemists classify these elements as follows:

*Carbon*: nonmetal

*Phosphorus*: nonmetal

*Arsenic*: semimetal

*Antimony*: metal

*Selenium*: nonmetal

*Iodine*: nonmetal

#### Section 4.4

- (i) Water,  $\text{H}_2\text{O}$ : colourless liquid, b.p.  $100\text{ }^\circ\text{C}$   
Hydrogen peroxide,  $\text{H}_2\text{O}_2$ : colourless liquid, b.p.  $150\text{ }^\circ\text{C}$
- (ii) Carbon monoxide,  $\text{CO}$ : colourless gas, b.p.  $-192\text{ }^\circ\text{C}$   
Carbon dioxide,  $\text{CO}_2$ : colourless gas, sublimes  $-78\text{ }^\circ\text{C}$

- (iii) Ammonia,  $\text{NH}_3$ : colourless gas, b.p.  $-33\text{ }^\circ\text{C}$   
Hydrazine,  $\text{N}_2\text{H}_4$ : colourless liquid, b.p.  $114\text{ }^\circ\text{C}$   
Hydrogen azide,  $\text{HN}_3$ : colourless liquid, b.p.  $37\text{ }^\circ\text{C}$  (explosive)
- (iv) Phosphorous oxide,  $\text{P}_4\text{O}_6$ : colourless solid, m.p.  $24\text{ }^\circ\text{C}$ , b.p.  $174\text{ }^\circ\text{C}$   
Phosphoric oxide,  $\text{P}_4\text{O}_{10}$ : white solid, sublimes  $300\text{ }^\circ\text{C}$
- (v) Hydrogen sulfide,  $\text{H}_2\text{S}$ : colourless gas, b.p.  $-61\text{ }^\circ\text{C}$   
Hydrogen polysulfides,  $\text{H}_2\text{S}_{2-6}$ : yellow liquids
- (vi) Sulfur dioxide,  $\text{SO}_2$ : colourless gas, b.p.  $-10\text{ }^\circ\text{C}$   
Sulfur trioxide,  $\text{SO}_3$ : white solid, m.p.  $17\text{ }^\circ\text{C}$ , b.p.  $45\text{ }^\circ\text{C}$
- (vii) Sulfur dichloride,  $\text{SCl}_2$ , dark red liquid, b.p.  $-59\text{ }^\circ\text{C}$   
Polysulfur dichlorides,  $\text{S}_{2-100}\text{Cl}_2$ : orange liquids
- (viii) Sulfur tetrafluoride,  $\text{SF}_4$ : colourless gas, b.p.  $-38\text{ }^\circ\text{C}$   
Sulfur hexafluoride,  $\text{SF}_6$ : colourless gas, sublimes  $-64\text{ }^\circ\text{C}$   
Disulfur decafluoride,  $\text{S}_2\text{F}_{10}$ : colourless liquid, b.p.  $30\text{ }^\circ\text{C}$

Nomenclature will be discussed in Section 7.5.

## Section 4.5

- (i) Calcium chloride,  $\text{CaCl}_2$
- (ii) Aluminium chloride,  $\text{AlCl}_3$
- (iii) Copper monochloride,  $\text{CuCl}$   
Copper dichloride,  $\text{CuCl}_2$
- (iv) Calcium oxide,  $\text{CaO}$   
Calcium peroxide,  $\text{CaO}_2$
- (v) Aluminium oxide,  $\text{Al}_2\text{O}_3$
- (vi) Iron monoxide,  $\sim\text{FeO}$   
Triiron tetraoxide,  $\text{Fe}_3\text{O}_4$   
Diiron trioxide,  $\text{Fe}_2\text{O}_3$
- (vii) Dicopper oxide,  $\text{Cu}_2\text{O}$   
Copper monoxide,  $\text{CuO}$

Alternative names for (iii), (vi), and (vii) will be explained in Section 7.5.

## Section 5.1.2

- (i)  $\text{SiC}$ ,  $\text{SiO}_2$
- (ii)  $\text{AB}_2\text{C}_2$

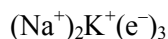
## Section 5.2

[For hints, see Appendix A1.2.]

In the following answers,  $E'$  refers to the energy per mole of  $\text{Na}^+$  and  $\text{Cl}^-$  ions.

- (i)  $E = -e^2/4\pi\epsilon_0 r$
- (ii)  $E' = -Le^2/4\pi\epsilon_0 r$
- (iii)  $E = -2.586e^2/4\pi\epsilon_0 r$ ,  $E' = -1.293Le^2/4\pi\epsilon_0 r$
- (iv) Equations differ only in numerical factor (1.000, 1.293, or 1.748).
- (v)  $\text{NaCl(g)}$ :  $E' = -589 \text{ kJ mol}^{-1}$   
 $\text{Na}_2\text{Cl}_2(\text{g})$ :  $E' = -718 \text{ kJ mol}^{-1}$   
 $\text{NaCl(c)}$ :  $E' = -864 \text{ kJ mol}^{-1}$

## Section 5.3



Strength of binding about the same as in  $\text{Na}^+\text{e}^-$  or  $\text{K}^+\text{e}^-$  (one metallic electron per atom).

## Join American online LIGS University!

Interactive Online programs  
BBA, MBA, MSc, DBA and PhD

### Special Christmas offer:

- ▶ enroll **by December 18th, 2014**
- ▶ **start studying and paying only in 2015**
- ▶ **save up to \$ 1,200** on the tuition!
- ▶ Interactive Online education
- ▶ visit [ligsuniversity.com](http://ligsuniversity.com) to find out more!

Note: LIGS University is not accredited by any nationally recognized accrediting agency listed by the US Secretary of Education. More info [here](#).





## A1.2 Hints for exercises, Section 5.2

- (i) Use the Coulomb equation for the energy between two charges,  $q_1$  and  $q_2$ , a distance  $d$  apart:

$$E = q_1 q_2 / 4\pi\epsilon_0 d$$

Here  $\epsilon_0$  is the permittivity of a vacuum, a constant.

- (ii) Multiply by the Avogadro constant,  $L$ .
- (iii) Include the repulsion between like charges. Remember that one mole of  $\text{Na}^+$  and  $\text{Cl}^-$  ions gives  $\frac{1}{2}$  mole of  $(\text{Na}^+\text{Cl}^-)_2$  molecules.

## A1.3 Answers to questions and exercises, Chapters 6 - 9

### Section 6.3

- (i)  $[\text{SiC}_{4/4}]_{\infty}$
- (ii)  $[\text{SiO}_{4/2}]_{\infty}$

### Section 7.1

Series in order of decreasing electropositive character (values in volts):

Cations: K (−2.92), Ca (−2.87), Na (−2.71), Mg (−2.34), Al (−1.67), Zn (−0.76), Fe (−0.44), Sn (−0.14),  
H (0.00), Cu (+0.34)  
Anions: I (+0.53), Br (+1.07), Cl (+1.36), F (+2.85)

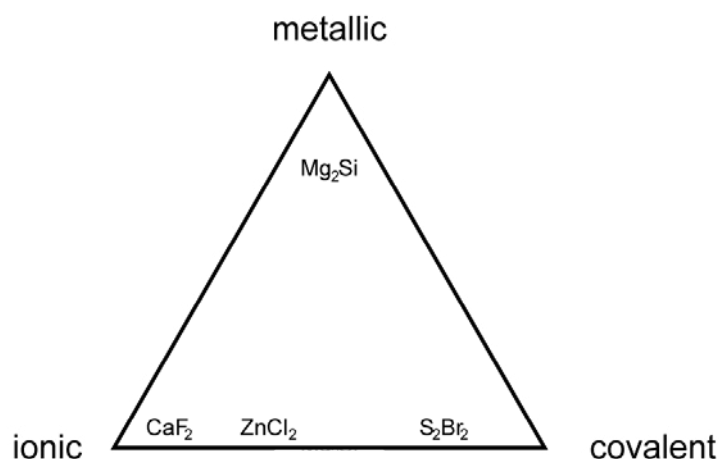
### Section 7.3, first exercise

For the elements in the previous exercise, Pauling's electronegativities give:

K (0.8), Na (0.9), Ca (1.0), Mg (1.2), Al (1.5), Zn (1.6), Fe/Sn (1.8), Cu (1.9), H (2.1), I (2.5), Br (2.8),  
Cl (3.0), F (4.0)

The order is the same as in the previous exercise, except for inversions between Na and Ca, and Cu and H.

### Section 7.3, second exercise

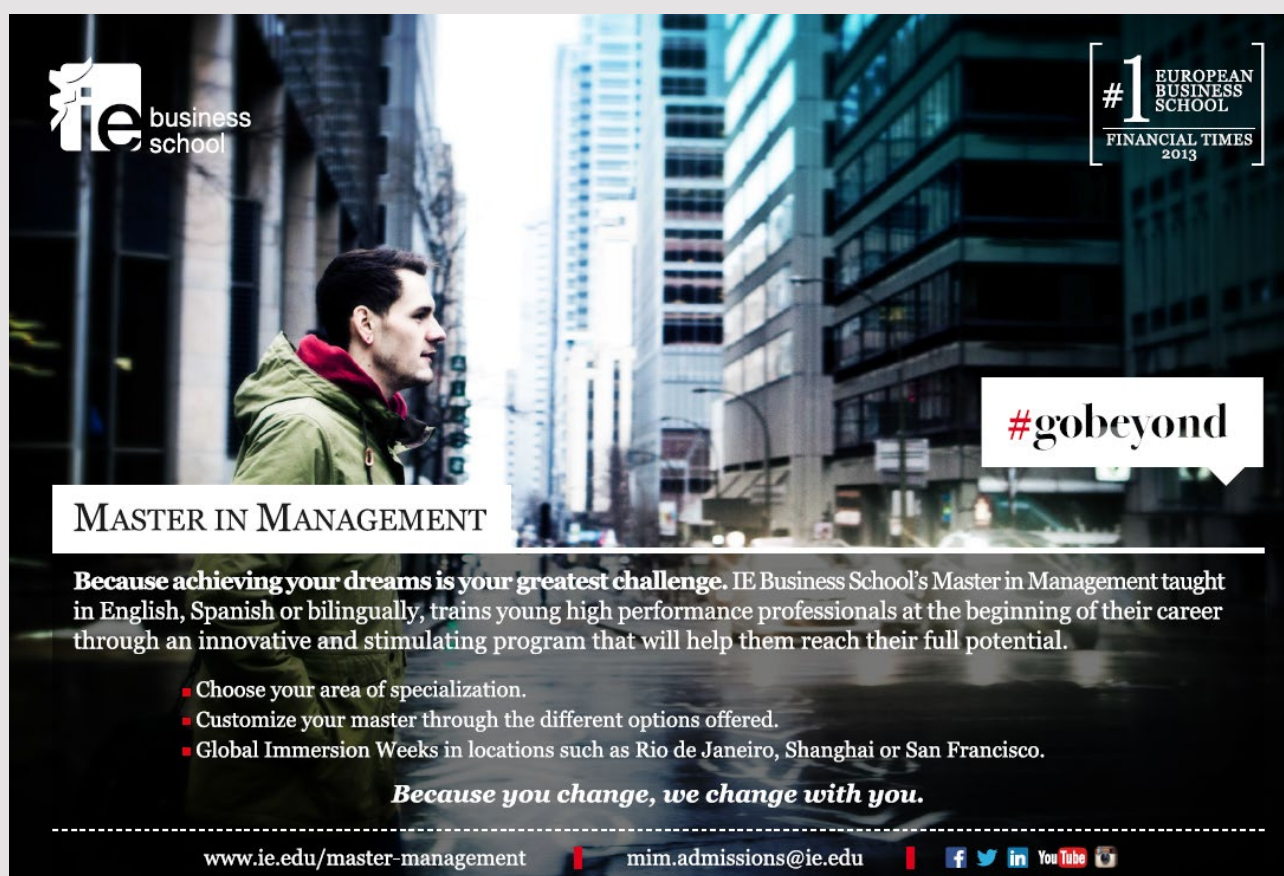


## Section 7.4

- (i) H, +1; C, -4
- (ii) Fe, +2; Cl, -1
- (iii) Na, +1; H, -1
- (iv) Si, +4; O, -2
- (v) C, +4; O, -2; Cl, -1
- (vi) H, +1; O, -2; N, -1
- (vii) H, +1; O, -1
- (viii) Si, +4; C, -4 [by analogy with (i) and (iv)]

## Section 7.5

- (i) tin tetrachloride *or* tin(IV) chloride
- (ii) oxygen difluoride *or* oxygen(II) fluoride
- (iii) dimagnesium stannide



**ie business school**

**#1 EUROPEAN BUSINESS SCHOOL**  
FINANCIAL TIMES 2013

**#gobeyond**

**MASTER IN MANAGEMENT**

**Because achieving your dreams is your greatest challenge.** IE Business School's Master in Management taught in English, Spanish or bilingually, trains young high performance professionals at the beginning of their career through an innovative and stimulating program that will help them reach their full potential.

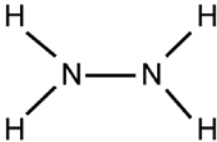
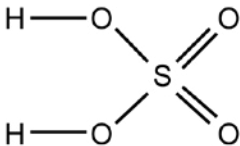
- Choose your area of specialization.
- Customize your master through the different options offered.
- Global Immersion Weeks in locations such as Rio de Janeiro, Shanghai or San Francisco.

***Because you change, we change with you.***

www.ie.edu/master-management | mim.admissions@ie.edu | f t in YouTube

## Section 8.1

(i)

(a)	
(b)	$\text{O}=\text{N}-\text{O}-\text{N}=\text{O}$
(c)	$\text{H}-\text{O}-\text{N}=\text{O}$
(d)	

(ii) 2/3

## Section 8.2

The data give, respectively:

$$[\text{Hg}^+]^2/[\text{Hg}^{2+}] = 680, 436, 246 \text{ M}$$

$$[\text{Hg}_2^{2+}]/[\text{Hg}^{2+}] = 114, 110, 124$$

The figures in the second set are more constant.

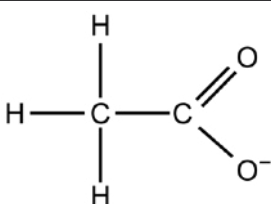
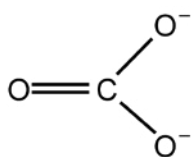
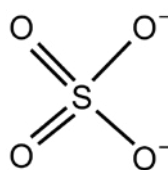
## Section 8.4

(i)  $\text{ECl}_4$ ,  $\text{E}_2\text{Cl}_6$ , etc.(ii)  $\text{ECl}_4$  only.

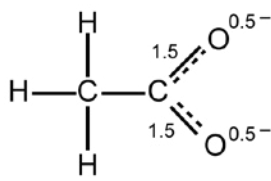
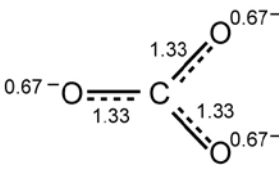
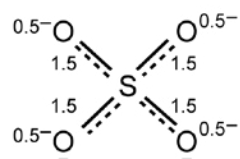
## Section 8.5

Left to reader (add electrovalencies to covalencies).

## Section 9.3

(i)	$\text{O}^--\text{H}$
(ii)	$\text{S}^--\text{C}\equiv\text{N}$
(iii)	
(iv)	
(v)	

Ions (iii), (iv), and (v) can also be drawn with non-integral bonds, as in Section 8.5:

(iii)	
(iv)	
(v)	

## A1.4 Answers to questions and exercises, Chapters 10 - 12

### Section 10.1

Left to reader (see Sections 2.1 - 2.3).

### Section 10.4

- (i) Generalization holds with some exceptions.
- (ii) Generalization holds.
- (iii) Element 114 expected to be like lead, only somewhat more electropositive. Valencies = 2 and 4, with 2 much more stable.

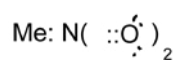
### Section 11.1

(i)	(ii)	(iii)	(iv)	(v)	(vi)

### Section 11.2

- (i) Lowest charge = +1

(ii)



Lowest charge = +1

(iii)



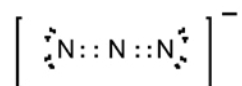
Lowest charge = +1

In (ii) and (iii), note that the bonding electrons are drawn closer to the oxygen atoms to indicate that the bonds are polarized away from the nitrogen atoms.

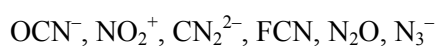
## Section 11.3



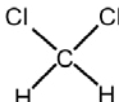
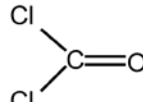
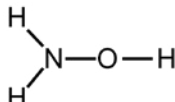
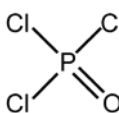
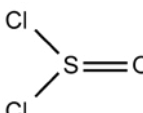
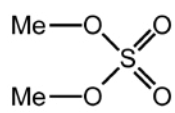
(ii)



## Section 11.4



## Section 12.3.1

dichloromethane	carbonyl chloride	hydroxylamine
		
phosphoryl chloride	thionyl chloride	dimethyl sulfate (Me = CH <sub>3</sub> )
		

## Section 12.3.2

- (i) Dipotassium magnesium chloride
- (ii) Potassium magnesium chloride
- (iii) Triiron tetroxide or iron(II) diiron(III) oxide

## A1.5 Answers to questions and exercises, Chapters 13 - 18

### Section 13.1

- (i) Data explained with coordination number = 4 = square planar.  
 (I) =  $[\text{Pt}(\text{NH}_3)_4]\text{Cl}_2$   
 (II), (III) = *cis* and *trans*  $[\text{PtCl}_2(\text{NH}_3)_2]^0$   
 (IV) =  $\text{K}_2[\text{PtCl}_4]$   
 (II) and (III) can be distinguished by reaction with a chelating agent (see Section 13.2). Chelating agents can replace ligands in a *cis* position, but not *trans*.  
 (ii) Magnus's green salt =  $[\text{Pt}(\text{NH}_3)_4][\text{PtCl}_4]$   
 This has the same empirical formula as (II) and (III).

### Section 13.3

These compounds are usually named as follows:

- (I): tetraammineplatinum(II) chloride  
 (II), (III): *cis*- and *trans*-diamminedichloroplatinum(II)  
 (IV): potassium tetrachloroplatinate(II)  
 Magnus's green salt: tetraammineplatinum(II) tetrachloroplatinate(II)

# SMS from your computer

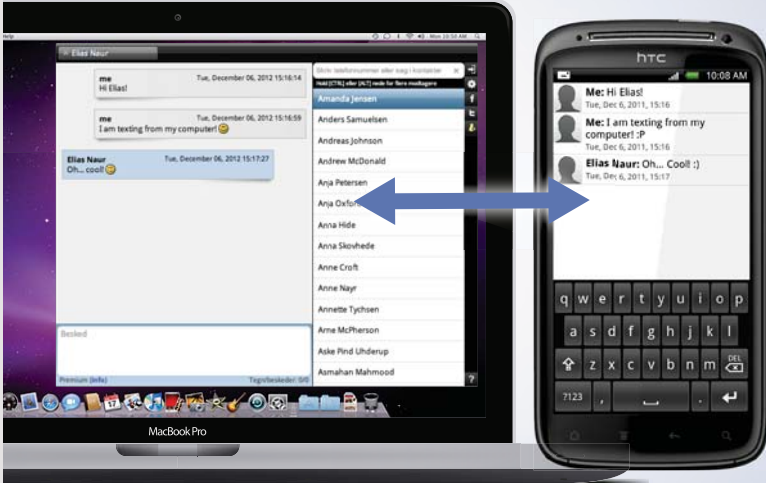
...Sync'd with your Android phone & number


**FREE**  
 30 days trial!

Go to

BrowserTexting.com

and start texting from  
your computer!

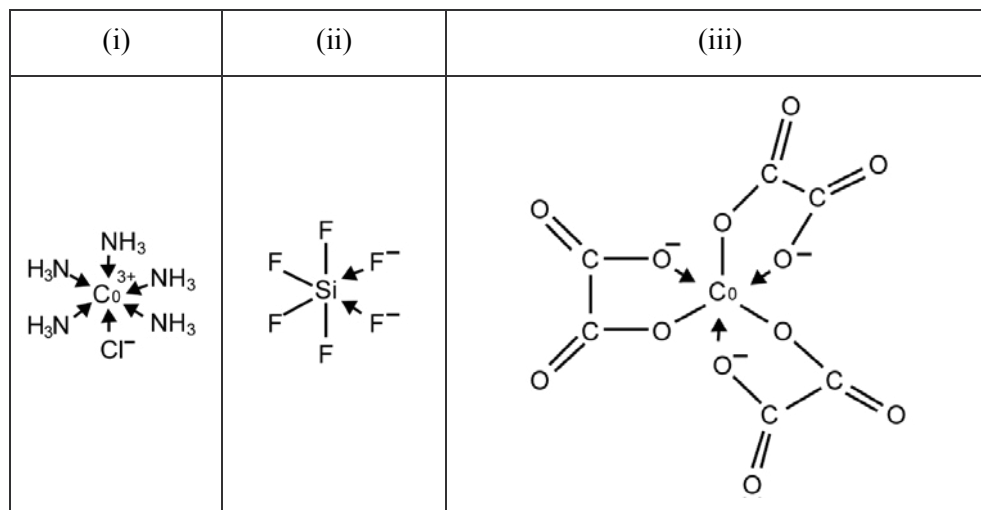



**BrowserTexting**



## Section 13.4

As explained in the text, the bond formula of a coordination entity can be written in two ways. The formula of (i) is drawn below in the modern way, of (ii) and (iii) in the older way.



## Section 15.2

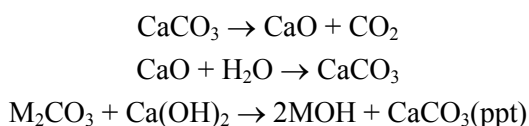
(i)

Combination	$2\text{Na} + \text{Cl}_2 \rightarrow 2\text{NaCl}$
Decomposition	$\text{CaCO}_3 \rightarrow \text{CaO} + \text{CO}_2$
Displacement	$2\text{AgNO}_3 + \text{Cu} \xrightarrow{\text{aq}} 2\text{Ag} + \text{Cu}(\text{NO}_3)_2$
Double decomposition	$\text{Na}_2\text{CO}_3 + \text{CaCl}_2 \xrightarrow{\text{aq}} \text{CaCO}_3(\text{ppt}) + 2\text{NaCl}$ $2\text{NaCl} + \text{H}_2\text{SO}_4 \rightarrow 2\text{HCl}(\text{gas}) + \text{Na}_2\text{SO}_4$
Addition	$\text{C}_6\text{H}_6 + 3\text{H}_2 \xrightarrow{\text{catalyst}} \text{C}_6\text{H}_{12}$ $\text{ICl} + \text{Cl}_2 \rightarrow \text{ICl}_3$
Substitution	$\text{RCl} + \text{KCN} \xrightarrow{\text{aq alcohol}} \text{RCN} + \text{KCl}$ $\text{RCl} + \text{AgCN} \xrightarrow{\text{heat}} \text{RNC} + \text{AgCl}$
Insertion	$\text{S}_2\text{Cl}_2 + n\text{S} \rightarrow \text{S}_{n+2}\text{Cl}_2$
Isomerization	$\text{yellow P} \xrightarrow{\text{Hg}} \text{black P}$
Polymerization	$n\text{CH}_2=\text{CHCl} \rightarrow \text{polyvinyl chloride (PVC)}$
Oligomerization	$3\text{ClCN} \rightarrow (\text{ClCN})_3$ [with $\text{C}_3\text{N}_3$ ring]
Precipitation	$\text{Na}_2\text{CO}_3 + \text{CaCl}_2 \xrightarrow{\text{aq}} \text{CaCO}_3(\text{ppt}) + 2\text{NaCl}$ $\text{Ca}(\text{OH})_2 + \text{CO}_2 \xrightarrow{\text{aq}} \text{CaCO}_3(\text{ppt}) + \text{H}_2\text{O}$
Neutralization	Chapter 16
Hydrolysis	$\text{CH}_3\text{COCl} + \text{H}_2\text{O} \rightarrow \text{CH}_3\text{CO}_2\text{H} + \text{HCl}$
Redox	Chapter 17
Solvation	$\text{CuSO}_4 + 5\text{H}_2\text{O} \rightarrow \text{CuSO}_4 \cdot 5\text{H}_2\text{O}$
Complexation	$\text{AgCl} + 2\text{NH}_3 \xrightarrow{\text{aq}} [\text{Ag}(\text{NH}_3)_2]\text{Cl}$

(ii)

- (a) displacement
- (b) decomposition
- (c) combination, addition
- (d) hydrolysis
- (e) double decomposition, precipitation ( $\text{BaSO}_4$  is insoluble)
- (f) combination

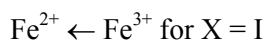
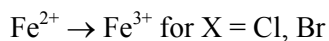
## Section 16.1



## Section 16.6

	Classical	Stoichiometric	Electrolytic	Lowry-Brønsted
(i) NaCN	base	salt	salt	$\text{CN}^- = \text{base}$
(ii) $\text{NH}_4\text{Cl}$	acid	salt	salt	$\text{NH}_4^+ = \text{acid}$ $\text{Cl}^- = \text{base}$
(iii) $\text{NaHCO}_3$	base	acid salt	salt	$\text{HCO}_3^- = \text{amph.}$

## Section 17.2



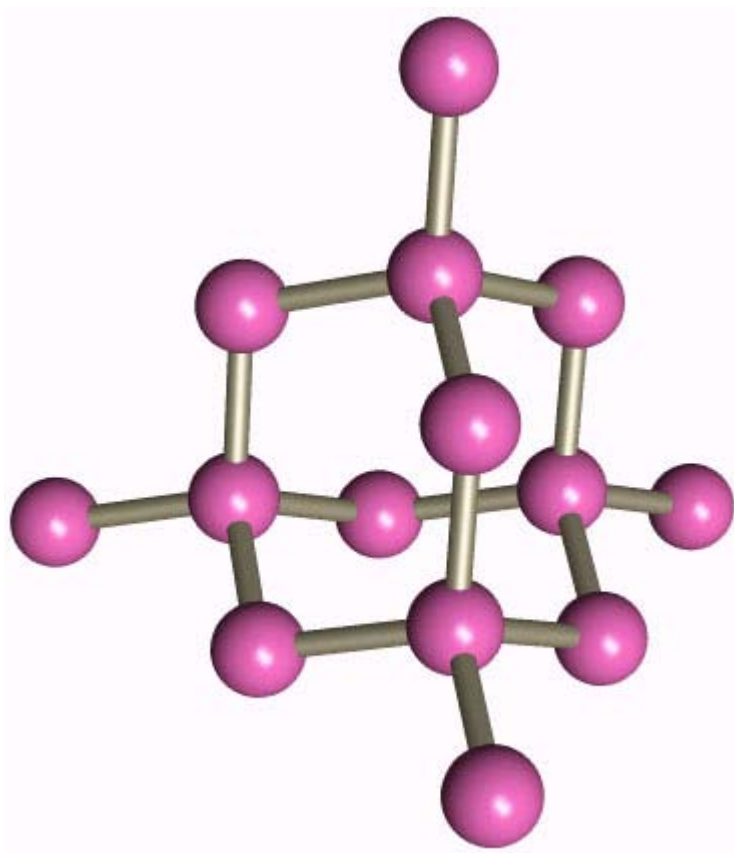
## Section 17.3

(i)	$2\text{MnO}_4^- + 5\text{HCO}_2\text{H} + 6\text{H}^+ \rightarrow 2\text{Mn}^{2+} + 5\text{CO}_2 + 8\text{H}_2\text{O}$
(ii)	$\text{IO}_3^- + 2\text{I}^- + 6\text{H}^+ \rightarrow 3\text{I}^- + 3\text{H}_2\text{O}$
(iii)	$2\text{MnO}_4^- + 5\text{H}_2\text{O}_2 + 6\text{H}^+ \rightarrow 2\text{Mn}^{2+} + 5\text{O}_2 + 8\text{H}_2\text{O}$
(iv)	$4\text{Fe(OH)}_2 + \text{O}_2 + 2\text{H}_2\text{O} \rightarrow 4\text{Fe(OH)}_3$
(v)	$2\text{MnO}_4^- + 3\text{HCO}_2^- + \text{OH}^- \rightarrow 2\text{MnO}_2 + 3\text{CO}_3^{2-} + 2\text{H}_2\text{O}$
(vi)	$4\text{CuSCN} + 7\text{IO}_3^- + 14\text{H}^+ \rightarrow 4\text{Cu}^{2+} + 4\text{SO}_4^{2-} + 4\text{HCN} + 7\text{I}^- + 5\text{H}_2\text{O}$

## Appendix 2 Pictures of structures

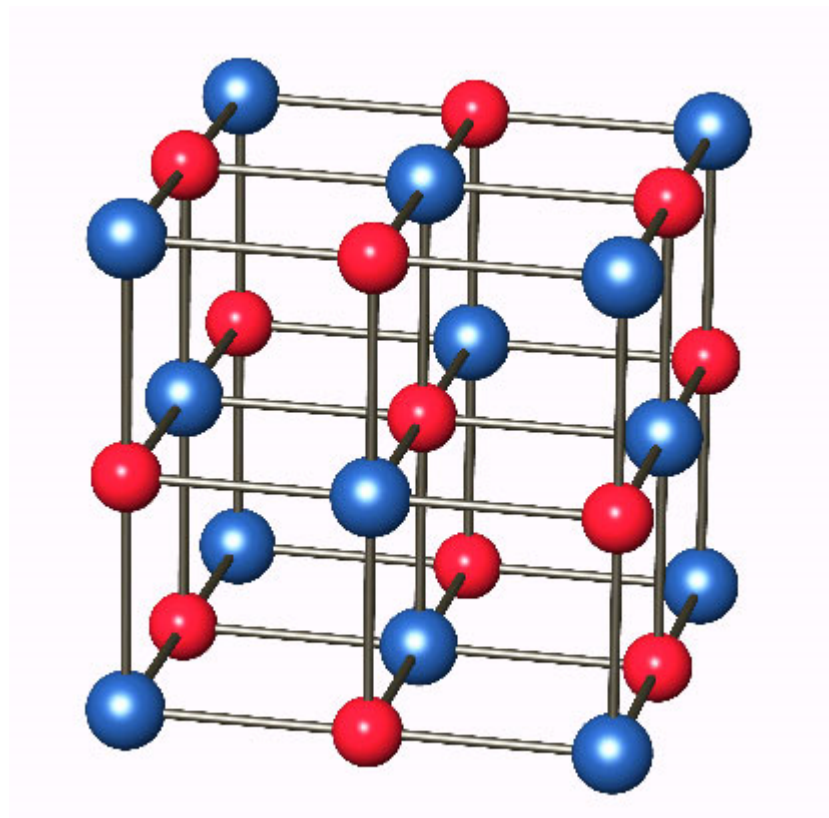
### Structure of diamond

The picture below shows a small part of the structure of diamond. In a perfect crystal, the pattern continues in all directions as far as the faces. In the bulk of the crystal, each carbon atom is surrounded by four other atoms, at the corners of a tetrahedron.



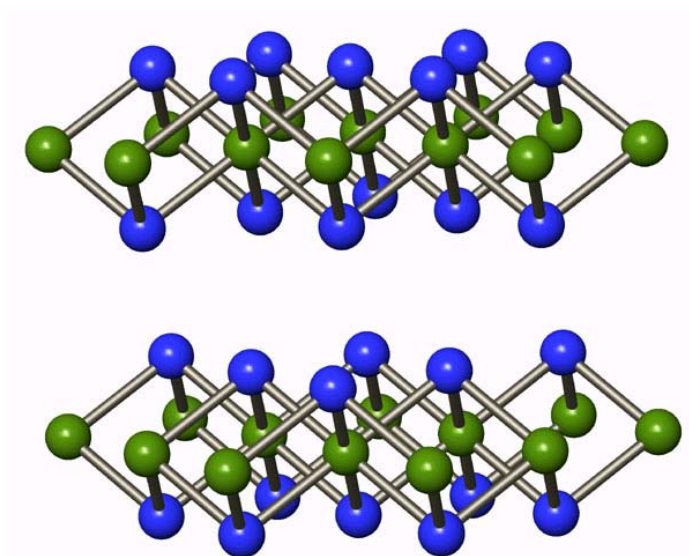
## Structure of sodium chloride

The picture below shows the structure of a small part of a crystal of sodium chloride - the pattern continues in all directions until the faces of the crystal are reached. In the bulk of the crystal, each sodium ion (red) is surrounded by six chloride ions (blue), and each chloride ion by six sodium ions.



## Structure of cadmium chloride

The picture below shows part of the structure of a crystal of  $\text{CdCl}_2$ . The layers in the picture continue longways and sideways, and the stack of layers upwards and downwards. Each cadmium “ion” (green) is surrounded by six chloride “ions” (blue), but each chloride ion has three cadmium ions on one side, and three chloride ions from the next layer on the other side.



## The Wake

the only emission we want to leave behind

Low-speed Engines Medium-speed Engines Turbochargers Propellers Propulsion Packages PrimeServ

The design of eco-friendly marine power and propulsion solutions is crucial for MAN Diesel & Turbo. Power competencies are offered with the world's largest engine programme – having outputs spanning from 450 to 87,220 kW per engine. Get up front! Find out more at [www.mandieselturbo.com](http://www.mandieselturbo.com)

Engineering the Future – since 1758.

**MAN Diesel & Turbo**



## Appendix 3

### Pauling's electronegativities

Pauling reasoned that, if a bond A–B were completely covalent, the energy required to break it ( $B_{AB}$ ) would be a mean ( $B_m$ ) of the energies required to break A–A and B–B bonds, which must be covalent. Any difference between the actual bond energy and this mean must therefore be due to the polarity of the bond. He found that this difference ( $B_{AB} - B_m$ ) increases the further apart A and B are in the electrochemical series, and is approximately given by the expression:

$$B_{AB} - B_m = C(\chi_A - \chi_B)^2$$

where  $\chi_A$  has approximately the same value in all molecules containing A, and likewise  $\chi_B$ .  $C$  is a constant chosen to produce a convenient scale of numbers. Pauling set  $\chi_H = 0$ , but later fixed the zero on his scale by comparison with Mulliken's values. (A plot of Pauling's original values against  $A + I$  gives both Mulliken's constant  $k$  and Pauling's new zero, corresponding to  $\chi_H = 2.1$ .)

Note that it is not surprising that Pauling's method gives a similar series to the electrochemical series since bond energies largely determine the affinity between elements.

## Appendix 4

### Quantum theory of atomic structure

According to the quantum theory, electrons in atoms can be thought of as moving in diffuse shells. The shells differ in size and capacity. The size is indicated by a number ( $n = 1, 2, 3, \dots$ ) and the type by a letter:

Type	Capacity
s	2 electrons
p	6 electrons
d	10 electrons
f	14 electrons
...	...

The types of shell for different values of  $n$  are as follows:

$n$	Types
1	1s
2	2s, 2p
3	3s, 3p, 3d
4	4s, 4p, 4d, 4f
...	...

Motions within a shell are described as “orbitals”.

In atoms in their lowest-energy state, shells are generally filled in the following order:

1s, 2s, 2p, 3s, 3p, 4s, 3d, 4p, 5s, 4d, 5p, 6s, 4f, 5d, 6p, ...

For example, the electronic configuration of an argon atom (which has 18 electrons) is  $1s^2 2s^2 2p^6 3s^2 3p^6$ .

Small deviations sometimes occur when shells are close in energy. For example, a chromium atom has the configuration  $[\text{Ar}]4s^1 3d^5$  instead of  $[\text{Ar}]4s^2 3d^4$ , where  $[\text{Ar}]$  represents the configuration of an argon atom.

The filling of shells corresponds to periods in the Periodic Table:

Period	Shells filled	Total capacity
1	1s	2
2	2s, 2p	8
3	3s, 3p	8
4	4s, 3d, 4p	18
5	5s, 4d, 5p	18
6	6s, 4f, 5d, 6p	32
7	7s, 5f, 6d, 7p	32

Further details may be found in textbooks on the quantum theory.

On the interpretation the theory, see my article:

“How do electrons get across nodes? A problem in the interpretation of the quantum theory”, *Journal of Chemical Education*, 1990, Vol. 67, 643-647.

## TURN TO THE EXPERTS FOR SUBSCRIPTION CONSULTANCY

Subsrybe is one of the leading companies in Europe when it comes to innovation and business development within subscription businesses.

We innovate new subscription business models or improve existing ones. We do business reviews of existing subscription businesses and we develop acquisition and retention strategies.

Learn more at [linkedin.com/company/subsrybe](https://www.linkedin.com/company/subsrybe) or contact Managing Director Morten Suhr Hansen at [mha@subsrybe.dk](mailto:mha@subsrybe.dk)

**SUBSRYBE** - to the future



## Appendix 5

### Electronic structure of hypervalent molecules

#### Explanation of charge distribution in SF<sub>6</sub>

The following is a simple explanation of why  $x$  in  $S^{x+}(F^{x/6-})_6$  must be  $\geq 2$ :

A sulfur atom has 6 valence electrons and can form 2 covalent bonds to give an octet.

An  $S^+$  ion has 5 valence electrons and can form 3 covalent bonds to give an octet, and one ionic bond (total 4 bonds).

An  $S^{2+}$  ion has 4 valence electrons and can form 4 covalent bonds to give an octet, and 2 ionic bonds (total 6 bonds).

An  $S^{3+}$  ion has 3 valence electrons and can form 3 covalent bonds and 3 ionic ones (total 6).

An  $S^{4+}$  ion has 2 valence electrons and can form 2 covalent bonds and 4 ionic ones (total 6).

An  $S^{5+}$  ion has one valence electron and can form one covalent bond and 5 ionic ones (total 6).

An  $S^{6+}$  ion has no valence electrons but can form 6 ionic bonds.

Thus, a sulfur atom can form 6 bonds provided that its charge is  $\geq +2$  (up to +6).

#### Extension to other molecules

This reasoning can be extended to other molecules. In the case of SF<sub>6</sub>, the central atom does not have lone pairs (see picture in Section 11.1). When lone pairs are present, these must be taken into account. Consider, for example, SF<sub>4</sub>. This has one lone pair (see picture). The charge on the sulfur atom in this case must be  $\geq +1$  (up to +4):

A sulfur atom cannot have only one lone pair.

An  $S^+$  ion can have one lone pair and form 3 covalent bonds and one ionic one (total 4).

An  $S^{2+}$  ion can have one lone pair and form 2 covalent bonds and 2 ionic ones (total 4).

An  $S^{3+}$  ion can have one lone pair and form one covalent bond and 3 ionic ones (total 4).

An  $S^{4+}$  ion can have one lone pair and form 4 ionic bonds.

(Higher ions cannot have a lone pair in the valence shell.)

#### General formulation

Consider a molecule formed by an element A in main-group  $N$  of the Periodic Table ( $N \geq 4$ ). What does the polarity have to be to keep within an octet? *Answer:* An  $A^{x+}$  ion has  $N - x$  valence electrons, comprising  $l$  lone pairs and  $N - x - 2l$  unpaired electrons. The latter can be shared with an equal number of unpaired electrons on other atoms to form covalent bonds. We want the total number of electrons ( $= 2N - 2x - 2l$ ) to be  $\leq 8$ . We must therefore have  $x \geq N - 4 - l$ . [There will be  $N - x - 2l$  covalent bonds and  $x$  ionic ones, giving a total of  $N - 2l$  ( $= V$ ). The maximum value of  $V$  is  $N$  (when  $l = 0$ ).]